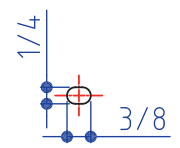
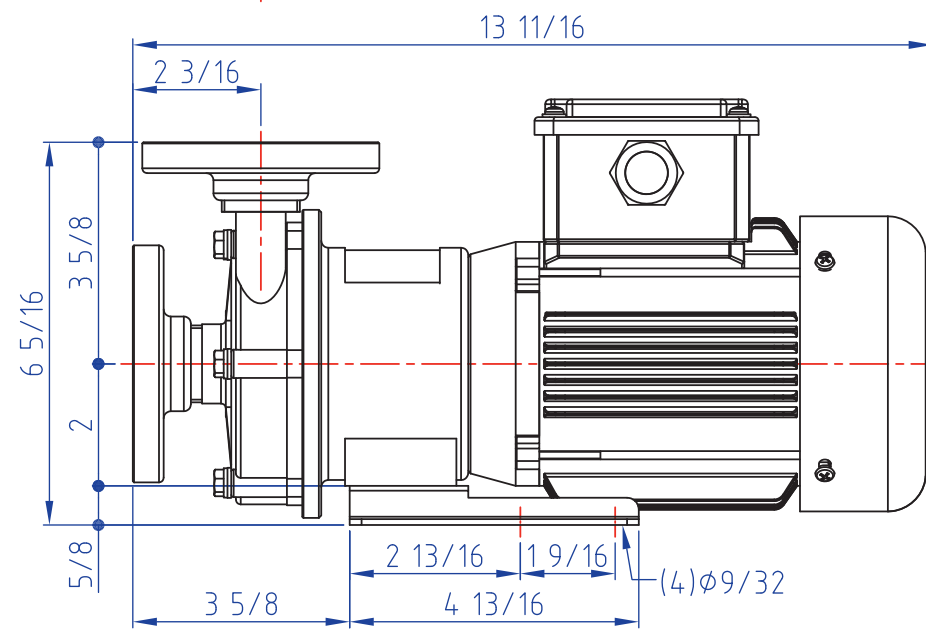
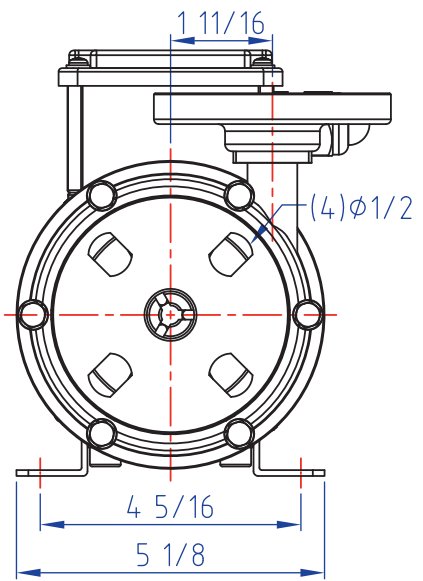


MOTOR	
Standard Code:	IEC
Frame:	63A Pole: 2
Output:	1/4 HP
Frequency:	60 Hz

FLANGE RATING	
Inlet & Outlet	ANSI 150lbx3/4"xFF ( bore size 3/4" )
	DIN NP10x20mmxFF ( bore size 20mm )
	JIS 10Kx20mmxFF ( bore size 20mm )



Model \ Item	Pump (kg)	Motor (kg)	Net Wt. (kg)
AM-30F	2.4	4.0	6.4
AM-F30F	2.6	4.0	6.6

Note: 1. The total length & weight of the pump will differ depending on the brand of the motor.  
2. All dimension in inch.



MODEL	TM2F
TITLE	OUTLINE DRAWING