

# Specifications

<b>Port Sizes</b>	3/8", 1/2", 3/4", 1"
<b>Thread Styles</b>	NPT, BSPT, BSPP
<b>Flow Capacity</b>	60/120/175 SCFM @ 100 PSI
<b>Filter Capacity</b>	3.0 micron & larger
<b>Differential Pressure</b>	< 5.0 PSID at rated flow
<b>Max. Temp./Pressure (Aluminum Bowl)</b>	175 °F/200 PSIG
<b>Approx. Weight (lb.)</b>	3.5/6.0/6.0
<b>ISO Class</b>	3 Particulate

For higher pressure applications, consult factory. Units equipped with differential pressure indicator have max. temperature and pressure of 125 °F and 150 PSIG, regardless of bowl material.



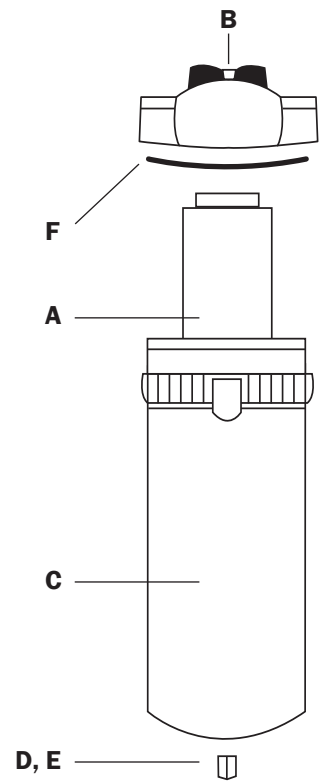
**Water**  
**Dirt**  
**Oil**  
**Oil Vapor**  
**Odor**

\*Units shown with indicator

**Food Grade certified non-toxic powder coated filters meet requirements of 21 CFR 100. Coating ingredients meet at least one section of FDA Title 21, with the exception of food items containing 8% alcohol.**

# Replacement Parts & Accessories

Description	Part Number
<b>A</b> Replacement Element	1P-060/1P-120/1P-175
<b>B</b> Differential Pressure Indicator	N32-W1-DPI-FG
<b>B</b> Blanking Cap (Cover for Indicator)	N32-95-020-FG
<b>C</b> Bowl Assy: Metal Bowl, Manual Petcock Drain, & O-ring (60)	N34-95-205-FG
<b>C</b> Bowl Assy: Metal Bowl, Auto Float Drain, & O-ring (60)	N34-95-195-FG
<b>C</b> Bowl Assy: Metal Bowl, Manual Petcock Drain, & O-ring (120/175)	N34-15-180-FG
<b>C</b> Bowl Assembly: Metal Bowl, Auto Float Drain, & O-ring (120/175)	N34-15-185-FG
<b>D</b> Manual Petcock Drain	PC-03
<b>E</b> Automatic Float Drain	N32-95-973-FG
<b>F</b> Bowl O-ring (60)	N32-95-257
<b>F</b> Bowl O-ring (120/175)	N32-95-256



# Order Guide

	Port Size	Model Number	Dimensions (in.)		
			Height*	Width	Depth
<b>Manual Drain</b>	3/8"	1P-060-F03-P	10.0	3.9	3.9
	1/2"	1P-060-F04-P	10.0	3.9	3.9
	3/4"	1P-120-F06-P	17.0	4.6	4.8
	1"	1P-175-F08-P	17.0	4.6	4.8
<b>Automatic Drain</b>	3/8"	1P-060-F03-F	10.0	3.9	3.9
	1/2"	1P-060-F04-F	10.0	3.9	3.9
	3/4"	1P-120-F06-F	17.0	4.6	4.8
	1"	1P-175-F08-F	17.0	4.6	4.8

\*To add an indicator, add "i" to end of model number (Indicator adds about 1" to height)

Literature Sheet: i009



# Specifications

<b>Port Sizes</b>	3/8", 1/2", 3/4", 1"
<b>Thread Styles</b>	NPT, BSPT, BSPP
<b>Flow Capacity</b>	60/90/150 SCFM @ 100 PSI
<b>Filter Capacity</b>	0.01 micron & larger
<b>Differential Pressure</b>	< 5.0 PSID at rated flow
<b>Max. Temp./Pressure (Aluminum Bowl)</b>	175 °F/200 PSIG
<b>Approx. Weight (lb.)</b>	6.0/12.0/12.0
<b>ISO Class</b>	1 Particulate/Oil

For higher pressure applications, consult factory. Units equipped with differential pressure indicator have max. temperature and pressure of 125 °F and 150 PSIG, regardless of bowl material.



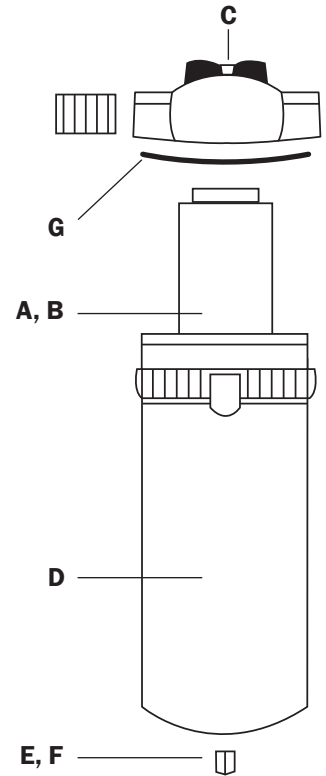
\*Units shown with indicator

**Water**  
**Dirt**  
**Oil**  
**Oil Vapor**  
**Odor**

**Food Grade certified non-toxic powder coated filters meet requirements of 21 CFR 100. Coating ingredients meet at least one section of FDA Title 21, with the exception of food items containing 8% alcohol.**

# Replacement Parts & Accessories

Description	Part Number
<b>A</b> Replacement Element, 1st Stage	1P-060/1P-090/1P-150
<b>B</b> Replacement Element, 2nd Stage	3C-061/3C-091/3C-151
<b>C</b> Differential Pressure Indicator	N32-W1-DPi-FG
<b>C</b> Blanking Cap (Cover for Indicator)	N32-95-020-FG
<b>D</b> Bowl Assy: Metal Bowl, Manual Petcock Drain, & O-ring (60)	N34-95-205-FG
<b>D</b> Bowl Assy: Metal Bowl, Auto Float Drain, & O-ring (60)	N34-95-195-FG
<b>D</b> Bowl Assy: Metal Bowl, Manual Petcock Drain, & O-ring (90/150)	N34-15-180-FG
<b>D</b> Bowl Assy: Metal Bowl, Auto Float Drain, & O-ring (90/150)	N34-15-185-FG
<b>E</b> Manual Petcock Drain	PC-03
<b>F</b> Automatic Float Drain	N32-95-973-FG
<b>G</b> Bowl O-ring (60)	N32-95-257
<b>G</b> Bowl O-ring (90/150)	N32-95-256



# Order Guide

	Port Size	Model Number	Dimensions (in.)		
			Height*	Width	Depth
<b>Manual Drain</b>	3/8"	1P-061-F03-DCP	10.0	8.0	3.9
	1/2"	1P-061-F04-DCP	10.0	8.0	3.9
	3/4"	1P-091-F06-DCP	17.0	10.0	4.8
	1"	1P-151-F08-DCP	17.0	10.0	4.8
<b>Automatic Drain</b>	3/8"	1P-061-F03-DC	10.0	8.0	3.9
	1/2"	1P-061-F04-DC	10.0	8.0	3.9
	3/4"	1P-091-F06-DC	17.0	10.0	4.8
	1"	1P-151-F08-DC	17.0	10.0	4.8

\*To add an indicator, add "i" to end of model number (Indicator adds about 1" to height)

# Specifications

<b>Port Sizes</b>	3/8", 1/2", 3/4", 1"
<b>Thread Styles</b>	NPT, BSPT, BSPP
<b>Flow Capacity</b>	60/90/150 SCFM @ 100 PSI
<b>Filter Capacity</b>	1.0 micron & larger
<b>Differential Pressure</b>	< 5.0 PSID at rated flow
<b>Max. Temp./Pressure (Aluminum Bowl)</b>	175 ° F/200 PSIG
<b>Approx. Weight (lb.)</b>	3.5/6.0/6.0
<b>ISO Class</b>	2 Particulate

For higher pressure applications, consult factory. Units equipped with differential pressure indicator have max. temperature and pressure of 125 ° F and 150 PSIG, regardless of bowl material.



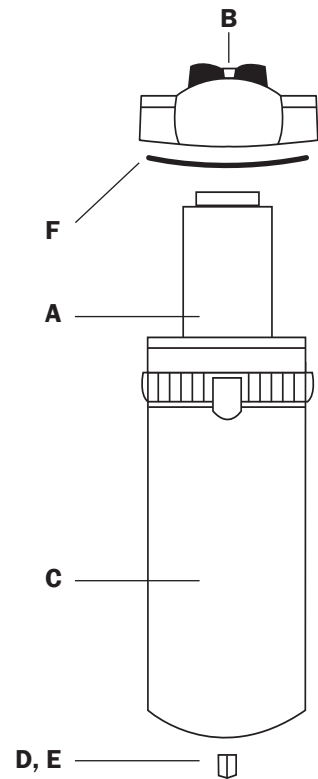
**Water**  
**Dirt**  
**Oil**  
**Oil Vapor**  
**Odor**

\*Units shown with indicator

**Food Grade certified non-toxic powder coated filters meet requirements of 21 CFR 100. Coating ingredients meet at least one section of FDA Title 21, with the exception of food items containing 8% alcohol.**

# Replacement Parts & Accessories

Description	Part Number
<b>A</b> Replacement Element	3P-060/3P-090/3P-150
<b>B</b> Differential Pressure Indicator	N32-W1-DPi-FG
<b>B</b> Blanking Cap (Cover for Indicator)	N32-95-020-FG
<b>C</b> Bowl Assy: Metal Bowl, Manual Petcock Drain, & O-ring (60)	N34-95-205-FG
<b>C</b> Bowl Assy: Metal Bowl, Auto Float Drain, & O-ring (60)	N34-95-195-FG
<b>C</b> Bowl Assy: Metal Bowl, Manual Petcock Drain, & O-ring (90/150)	N34-15-180-FG
<b>C</b> Bowl Assy: Metal Bowl, Auto Float Drain, & O-ring (90/150)	N34-15-185-FG
<b>D</b> Manual Petcock Drain	PC-03
<b>E</b> Automatic Float Drain	N32-95-973-FG
<b>F</b> Bowl O-ring (60)	N32-95-257
<b>F</b> Bowl O-ring (90/150)	N32-95-256



# Order Guide

	Port Size	Model Number	Dimensions (in.)		
			Height*	Width	Depth
<b>Manual Drain</b>	3/8"	3P-060-F03-P	10.0	3.9	3.9
	1/2"	3P-060-F04-P	10.0	3.9	3.9
	3/4"	3P-090-F06-P	17.0	4.6	4.8
	1"	3P-150-F08-P	17.0	4.6	4.8
<b>Automatic Drain</b>	3/8"	3P-060-F03-F	10.5	3.9	3.9
	1/2"	3P-060-F04-F	10.5	3.9	3.9
	3/4"	3P-090-F06-F	17.0	4.6	4.8
	1"	3P-150-F08-F	17.0	4.6	4.8

\*To add an indicator, add "i" to end of model number (Indicator adds about 1" to height)

Literature Sheet: i009, i013

# Specifications

<b>Port Sizes</b>	3/8", 1/2", 3/4", 1"
<b>Thread Styles</b>	NPT, BSPT, BSPP
<b>Flow Capacity</b>	60/90/150 SCFM @ 100 PSI
<b>Filter Capacity</b>	0.01 micron & larger Activated Carbon Oil Adsorption to 0.003 PPM
<b>Differential Pressure</b>	< 5.0 PSID at rated flow
<b>Max. Temp./Pressure (Aluminum Bowl)</b>	175 °F/200 PSIG
<b>Approx. Weight (lb.)</b>	7.0/12.0/12.0
<b>ISO Class</b>	1 Particulate/Oil

For higher pressure applications, consult factory. Units equipped with differential pressure indicator have max. temperature and pressure of 125 °F and 150 PSIG, regardless of bowl material.



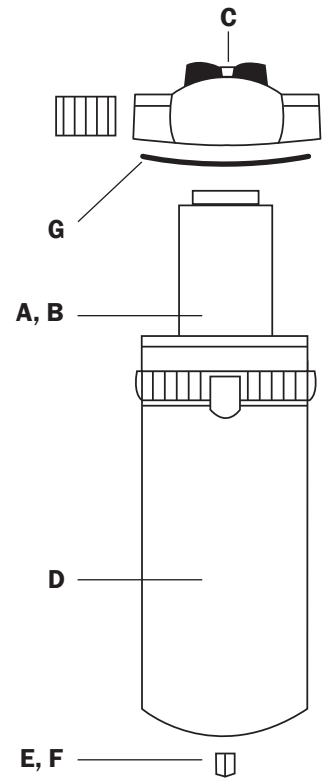
\*Units shown with indicator

**Water**  
**Dirt**  
**Oil**  
**Oil Vapor**  
**Odor**

**Food Grade certified non-toxic powder coated filters meet requirements of 21 CFR 100. Coating ingredients meet at least one section of FDA Title 21, with the exception of food items containing 8% alcohol.**

# Replacement Parts & Accessories

Description	Part Number
<b>A</b> Replacement Element, 1st Stage	3P-060/3P-090/3P-150
<b>B</b> Replacement Element, 2nd Stage	3C-061/3C-091/3C-151
<b>C</b> Differential Pressure Indicator	N32-W1-DPi-FG
<b>C</b> Blanking Cap (Cover for Indicator)	N32-95-020-FG
<b>D</b> Bowl Assy: Metal Bowl, Manual Petcock Drain, & O-ring (60)	N34-95-205-FG
<b>D</b> Bowl Assy: Metal Bowl, Auto Float Drain, & O-ring (60)	N34-95-195-FG
<b>D</b> Bowl Assy: Metal Bowl, Manual Petcock Drain, & O-ring (90/150)	N34-15-180-FG
<b>D</b> Bowl Assy: Metal Bowl & Auto Float Drain (90/150)	N34-15-185-FG
<b>E</b> Manual Petcock Drain	PC-03
<b>F</b> Automatic Float Drain	N32-95-973-FG
<b>G</b> Bowl O-ring (60)	N32-95-257
<b>G</b> Bowl O-ring (90/150)	N32-95-256



# Order Guide

	Port Size	Model Number	Dimensions (in.)		
			Height*	Width	Depth
<b>Manual Drain</b>	3/8"	3P-061-F03-DCP	10.0	8.0	3.9
	1/2"	3P-061-F04-DCP	10.0	8.0	3.9
	3/4"	3P-091-F06-DCP	17.0	10.0	4.8
	1"	3P-151-F08-DCP	17.0	10.0	4.8
<b>Automatic Drain</b>	3/8"	3P-061-F03-DC	10.5	8.0	3.9
	1/2"	3P-061-F04-DC	10.5	8.0	3.9
	3/4"	3P-091-F06-DC	17.0	10.0	4.8
	1"	3P-151-F08-DC	17.0	10.0	4.8

\*To add an indicator, add "i" to end of model number (Indicator adds about 1" to height)



# Specifications

<b>Port Sizes</b>	3/8", 1/2", 3/4", 1"
<b>Thread Styles</b>	NPT, BSPT, BSPP
<b>Flow Capacity</b>	60/90/150 SCFM @ 100 PSI
<b>Filter Capacity</b>	0.01 micron & larger Activated Carbon Oil Adsorption to 0.003 PPM
<b>Differential Pressure</b>	< 5.0 PSID at rated flow
<b>Max. Temp./Pressure (Aluminum Bowl)</b>	175 °F/200 PSIG
<b>Approx. Weight (lb.)</b>	7.0/12.0/12.0
<b>ISO Class</b>	1 Particulate/Oil

For higher pressure applications, consult factory. Units equipped with differential pressure indicator have max. temperature and pressure of 125 °F and 150 PSIG, regardless of bowl material.



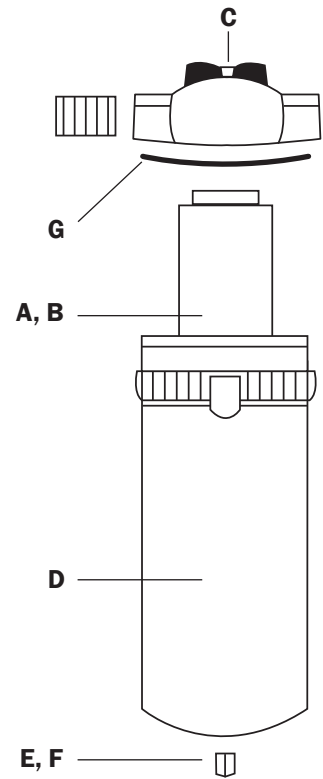
\*Units shown with indicator

**Water**  
**Dirt**  
**Oil**  
**Oil Vapor**  
**Odor**

**Food Grade certified non-toxic powder coated filters meet requirements of 21 CFR 100. Coating ingredients meet at least one section of FDA Title 21, with the exception of food items containing 8% alcohol.**

# Replacement Parts & Accessories

Description	Part Number
<b>A</b> Replacement Element, 1st Stage	4P-060/4P-090/4P-150
<b>B</b> Replacement Element, 2nd Stage	3C-061/3C-091/3C-151
<b>C</b> Differential Pressure Indicator	N32-W1-DPI-FG
<b>C</b> Blanking Cap (Cover for Indicator)	N32-95-020-FG
<b>D</b> Bowl Assy: Metal Bowl, Manual Petcock Drain, & O-ring (60)	N34-95-205-FG
<b>D</b> Bowl Assy: Metal Bowl, Auto Float Drain, & O-ring (60)	N34-95-195-FG
<b>D</b> Bowl Assy: Metal Bowl, Manual Petcock Drain, & O-ring (90/150)	N34-15-180-FG
<b>D</b> Bowl Assy: Metal Bowl, Auto Float Drain, & O-ring (90/150)	N34-15-185-FG
<b>E</b> Manual Petcock Drain	PC-03
<b>F</b> Automatic Float Drain	N32-95-973-FG
<b>G</b> Bowl O-ring (60)	N32-95-257
<b>G</b> Bowl O-ring (90/150)	N32-95-256



# Order Guide

	Port Size	Model Number	Dimensions (in.)		
			Height*	Width	Depth
<b>Manual Drain</b>	3/8"	4P-061-F03-DCP	10.0	8.0	3.9
	1/2"	4P-061-F04-DCP	10.0	8.0	3.9
	3/4"	4P-091-F06-DCP	17.0	10.0	4.8
	1"	4P-151-F08-DCP	17.0	10.0	4.8
<b>Automatic Drain</b>	3/8"	4P-061-F03-DC	10.5	8.0	3.9
	1/2"	4P-061-F04-DC	10.5	8.0	3.9
	3/4"	4P-091-F06-DC	17.0	10.0	4.8
	1"	4P-151-F08-DC	17.0	10.0	4.8

\*To add an indicator, add "i" to end of model number (Indicator adds about 1" to height)

Literature Sheet: i009



# Specifications

<b>Port Sizes</b>	3/8", 1/2", 3/4", 1"
<b>Thread Styles</b>	NPT
<b>Flow Capacity</b>	60/90/150 SCFM @ 100 PSI
<b>Filter Capacity</b>	0.01 micron & larger
<b>Differential Pressure</b>	< 1.5 PSID at rated flow
<b>Max. Temp./Pressure (Aluminum Bowl)</b>	125 °F/150 PSIG
<b>Approx. Weight (lb.)</b>	3.5/6.0/6.0
<b>ISO Class</b>	1 Particulate/Oil

For higher pressure applications, consult factory. Units equipped with differential pressure indicator have max. temperature and pressure of 125 °F and 150 PSIG, regardless of bowl material.



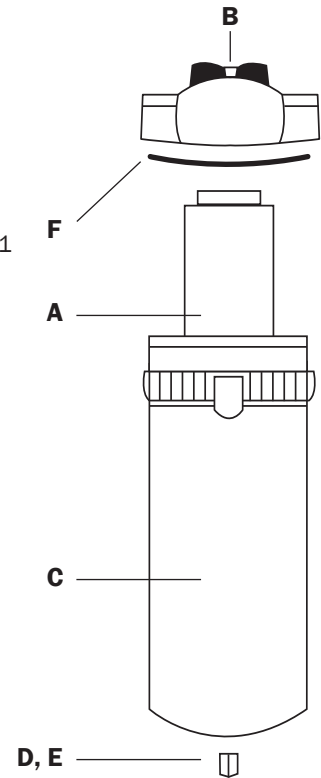
Water  
Dirt  
Oil  
Oil Vapor  
Odor

\*Units shown with indicator

**Food Grade certified non-toxic powder coated filters meet requirements of 21 CFR 100. Coating ingredients meet at least one section of FDA Title 21, with the exception of food items containing 8% alcohol.**

# Replacement Parts & Accessories

Description	Part Number
<b>A</b> Replacement Element	3C-061/3C-091/3C-151
<b>B</b> Differential Pressure Indicator	N32-W1-DPI-FG
<b>B</b> Blanking Cap (Cover for Indicator)	N32-95-020-FG
<b>C</b> Bowl Assy: Metal Bowl, Manual Petcock Drain, & O-ring (60)	N34-95-205-FG
<b>C</b> Bowl Assy: Metal Bowl, Auto Float Drain, & O-ring (60)	N34-95-195-FG
<b>C</b> Bowl Assy: Metal Bowl, Manual Petcock Drain, & O-ring (90/150)	N34-15-180-FG
<b>C</b> Bowl Assy: Metal Bowl, Auto Float Drain, & O-ring (90/150)	N34-15-185-FG
<b>D</b> Manual Petcock Drain	PC-03
<b>E</b> Automatic Float Drain	N32-95-973-FG
<b>F</b> Bowl O-ring (60)	N32-95-257
<b>F</b> Bowl O-ring (90/150)	N32-95-256



# Order Guide

	Port Size	Model Number	Dimensions (in.)		
			Height*	Width	Depth
<b>Manual Drain</b>	3/8"	3C-061-F03-P	10.0	3.9	3.9
	1/2"	3C-061-F04-P	10.0	3.9	3.9
	3/4"	3C-091-F06-P	17.0	4.6	4.8
	1"	3C-151-F08-P	17.0	4.6	4.8
<b>Automatic Drain</b>	3/8"	3C-061-F03-F	10.5	3.9	3.9
	1/2"	3C-061-F04-F	10.5	3.9	3.9
	3/4"	3C-091-F06-F	17.0	4.6	4.8
	1"	3C-151-F08-F	17.0	4.6	4.8

\*To add an indicator, add "i" to end of model number (Indicator adds about 1" to height)

