



# Kanaflex®

Suction &  
Discharge  
Cold Weather/  
Flexible  
Heavy-Duty  
Abrasion  
Resistance  
Petroleum  
Food Grade  
Duct  
Specialty  
Accessories

## General Catalog Industrial Hose



***Kanaflex manufactures PVC, rubber, polyurethane and polypropylene hose and ducting of the highest quality utilizing advanced technology, equipment, and proprietary blends of raw materials. Each product series has been designed and tested to ensure outstanding service life and dependability in applications that conform to the required specifications.***

Since 1952, Kanaflex's revolutionary production methods have taken the best properties of plastics and rubber, producing products capable of outperforming conventional plastic and rubber hose. Today, Kanaflex technology leads the industry and we continue to search for new raw materials and manufacturing processes to meet the most demanding current and future applications.

Kanaflex Corporation operates manufacturing facilities in Vernon Hills, Illinois, and Compton, California, and a distribution center in Houston, Texas. The company is a wholly owned subsidiary of Kanaflex Corporation Japan. Kanaflex hose is sold through a network of distributors throughout the United States and Canada.

Kanaflex hose is flexible, easy-to-handle, lightweight, and inherently durable. Our hoses continue to replace more expensive and harder-to-handle hoses for many of the industry's toughest jobs.





**Flexible**

Kanaflex hose lends itself to working in tight spaces.

**Lightweight**

Kanaflex is up to 50% lighter than conventional rubber hose, making it easier to handle and less expensive to transport.

**Economical**

Initial cost is low, and Kanaflex hoses are virtually maintenance-free which saves money in the long run.

**Smooth bore**

A smooth bore and flexible bending characteristics make for the fastest and most efficient transfer of fluids.

**Premium rubber materials**





Our hose properties are ideally suited for the following applications and conditions:

- Oil
- Chemicals
- Gasoline
- Abrasives
- Extreme temperature variations
- Extreme weather conditions

*Because we continually improve our products, we reserve the right to alter specifications without notice.*






# SELECTION GUIDE

CATEGORY	PRODUCT	PAGE	GENERAL DESCRIPTION
<b>Suction &amp; Discharge</b> 	Kanalite Flex CL (100CL)	8	General water suction and discharge hose
	Kanaflo 110CL/110 (110CL/110GR)	9	Heavy-duty water suction and discharge hose
	Kanaflo 112CL/112AG (112CL/112AG)	10	Economical heavy-duty water suction and discharge hose
<b>Cold Weather/Flexible</b> 	Kanaline Blue	11	Heavy-duty water suction and discharge hose for applications requiring combined vacuum, higher working pressures, and increased flexibility
	Kanaflo Blue (116 Blue)	12	Heavy-duty water suction and discharge hose
	Kanalite Blue (100 Blue)	13	Low temp general water suction and discharge hose
	Kanalite CW (100CWFLX)	14	Low temp general water suction and discharge hose
	Kanaflo 116CL (116CL)	15	Heavy-duty water suction and discharge hose
	Kanaline CW	16	Heavy-duty water suction and discharge hose for applications requiring combined vacuum, higher working pressures, and increased flexibility
<b>Heavy Duty</b> <b>HD</b>	Kanaline SR	17	Water suction and discharge hose for heavy-duty applications requiring combined vacuum and higher working pressures
	KanaChem RS (220RS)	18	All weather suction and discharge hose
	KanaChem 300 (300GR/EPDM)	19	All weather suction and discharge hose
	KanaChem 390 (390SDBK)	20	All weather suction and discharge hose
	KanaVac Max (Kanapower AT)	21	Heavy-duty abrasion resistant suction and discharge hose
<b>Abrasion Resistance</b> 	KanaVac AR (180AR)	22	Heavy-duty abrasion resistant suction and discharge hose
	KanaVac STAR (180STAR)	23	Heavy-duty abrasion resistant suction and discharge hose
	KanaVac MV (180MV)	24	Abrasion resistant medium-duty suction and discharge hose
	KanaVac Lite (180BL)	25	Lightweight abrasion resistant blower and suction hose
	KanaVac HR (180HR)	26	High temperature abrasion resistant suction hose
	Kanaline UBU (ST Kanaline UBU)	27	Heavy-duty polyurethane construction with copper static grounding wire for bulk unloading and pneumatic conveying of wet or dry materials
	Kanalite U (100UCLRD)	28	Medium-duty polyurethane dry material handling hose
<b>Petroleum</b> 	KanaPower (ST120LT)	29	Tank truck drop hose with static grounding wire; 50% lighter than conventional rubber hose
	KanaVapor (ST120VP)	30	Gasoline vapor recovery hose
	KanaVapor Bio (ST120UACVR)	31	The ultimate all purpose tank truck and terminal vapor recovery hose with clear static dissipating tube and static grounding wire
	KanaPower Bio (ST120UAPDH)	32	The ultimate all purpose tank truck drop hose with clear static dissipating tube and static grounding wire
	KanaPower Max (ST120HP)	33	Tank truck drop hose with static grounding wire; 50% lighter than conventional rubber hose
	Kanaline OR	34	Oil resistant PVC heavy-duty suction and discharge hose *** Oil Use Only, NOT for use with gasoline or similar fuels ***

	CONSTRUCTION	TEMP RANGE (F°)		WORKING PRESSURE (72°F, P.S.I.)	SIZE
		-60 -40 -20 0 20 40 60 80 100 120 140			
	Flexible PVC, rigid PVC helix, smooth bore, corrugated O.D.	-13	140	30 to 50	1" to 10"
	Flexible PVC, rigid PVC helix, smooth bore, smooth O.D.	-13	140	28 to 86	3/4" to 8"
	Flexible PVC, rigid PVC helix, smooth bore, smooth O.D.	-13	140	50 to 80	1-1/4" to 4"
	Flexible cold weather PVC, rigid PVC helix, synthetic braiding, smooth bore, corrugated O.D.	-40	140	30 to 75	1-1/2" to 10"
	Flexible PVC, rigid PVC helix, smooth bore, smooth O.D.	-40	140	21 to 70	1" to 8"
	Cold weather PVC, rigid PVC helix, smooth bore, corrugated O.D.	-40	140	20 to 40	1" to 8"
	Cold weather PVC, rigid PVC helix, smooth bore, corrugated O.D.	-22	140	20 to 25	3" to 6"
	Flexible PVC, rigid PVC helix, smooth bore, smooth O.D.	-22	140	21 to 70	1" to 8"
	Flexible cold weather PVC, rigid PVC helix, synthetic braiding, smooth bore, corrugated O.D.	-22	140	50 to 70	2" to 6"
	Flexible PVC, rigid PVC helix, synthetic braiding, smooth bore, corrugated O.D.	-13	140	28 to 110	1-1/2" to 12"
	SBR rubber with carbon black, rigid PVC helix, smooth bore, smooth O.D.	-40	140	23 to 50	1-1/2" to 6"
	EPDM rubber, polyethylene helix, smooth bore, corrugated O.D.	-40	140	23 to 50	1" to 6"
	EPDM rubber, polyethylene helix, synthetic braiding, smooth bore, corrugated O.D.	-40	140	90 to 100	1-1/4" to 3"
	SBR rubber blended with static dissipating carbon black	-30	140	140	4" to 6"
	SBR rubber blended with static carbon black, rigid PVC helix, smooth bore, corrugated O.D.	-40	140	25 to 45	1-1/4" to 12"
	SBR rubber blended with static carbon black, rigid PVC helix, smooth bore, with copper wire, corrugated O.D.	-40	140	10 to 20	2" to 4"
	SBR rubber with carbon black, rigid PVC helix, smooth bore, corrugated O.D.	-40	140	8	5" to 6"
	SBR rubber blended with static carbon black, rigid PVC helix, smooth bore, corrugated O.D.	-40	140	8 to 18	2-1/2" to 8"
	EPDM rubber, polyethylene helix, metal helical wire, smooth bore, corrugated O.D.	-40	220	30	4" to 8"
	Flexible polyurethane line and PVC, rigid PVC helix, synthetic braiding, smooth bore, PVC corrugated O.D.	-13	140	70 to 75	4" to 6"
	Flexible polyurethane lined PVC tube, rigid PVC helix, smooth bore, PVC corrugated O.D.	-13	140	30 to 40	2" to 6"
	Nitrile rubber static dissipating tube, rigid PVC helix, synthetic braiding, smooth bore, static grounding wire, corrugated O.D.	-30	140	65	2" to 4"
	Nitrile rubber, rigid PVC helix, smooth bore, corrugated O.D., static grounding wire	-40	140	10 to 20	2" to 4"
	Lightweight clear static dissipating non-permeable polyurethane with smooth bore, corrugated O.D., rigid PVC helix, static grounding wire	-52	140	7 to 9	2" to 4"
	Non-permeable polyurethane inner and outer tube with synthetic braiding, smooth bore, corrugated O.D., PVC helix for easy drag, clear static dissipating tube and multi-strand copper static wire	-52	140	65	2" to 4"
	Nitrile rubber static dissipating tube, rigid PVC helix, synthetic braiding, smooth bore, static grounding wire, corrugated O.D.	-30	140	150	3" to 4"
	Flexible oil-resistant PVC, rigid PVC helix, synthetic braiding, smooth bore, corrugated O.D.	-13	140	60 to 80	2" to 4"

# SELECTION GUIDE

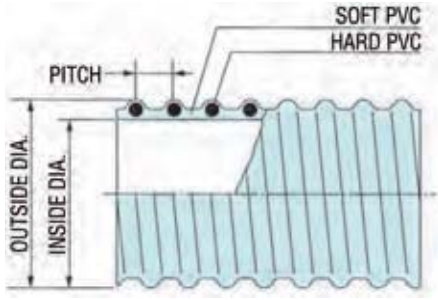
CATEGORY	PRODUCT	PAGE	GENERAL DESCRIPTION
<b>Food Grade</b> 	Kanalite FG (200SFG)	35	Food grade suction and discharge hose
	Kanalite STFG (ST200SFG)	36	Medium-duty, lightweight, hose for pneumatic conveying
	Kanaflo FG (210HFG)	37	Heavy-duty food grade suction and discharge hose
	Kanaflo MK (212MK)	38	Heavy-duty food grade suction and discharge hose
	Kanaline FW	39	Heavy-duty food grade suction and discharge hose
<b>Duct</b> 	KanaDuct 150 (150CL)	40	Lightweight PVC blower and ducting hose
	KanaDuct 620 (620WD)	41	General ducting and blower hose with metal wire helix
	KanaDuct 625 (620WD WS)	42	General ducting and blower hose with metal wire helix and external wear strip
	KanaDuct 630 (630ED)	43	Medium-duty blower and ducting hose
	KanaDuct 660 (660YD)	44	Heavy-duty duct hose with “safety yellow” helix for high visibility
	KanaDuct 150U (150UDH)	45	Polyurethane medium-duty blower and ducting hose
	Kanalite 155 (155GY)	46	Heavy-duty PVC blower and ducting hose
<b>Specialty</b> 	Kanalite PS UVOR (101PSUVOR)	47	Methane gas recovery at landfills, water suction/discharge. Solid wall construction and extra UV inhibitors provide extended life.
	Kanalite PS (101PS)	48	Methane gas recovery at landfills, water suction/discharge
	Kanaflo Spa (Spa Cream)	49	Flexible PVC spa hose
	KanaDuct Poly (Kanaduct)	50	Duct hose, with interlock construction, allows the inside diameter to be changed by twisting the hose, while still holding its shape
<b>Accessories</b>	Banding Sleeve	51	Plastic banding sleeve for use with ST 120 LT hose
	Banding Coil(black or white)	51	Designed to fit and fill the area between the helix
	Duct Clamp	51	
	PowerLock Clamp	51	
	PowerLock Clamp PS	51	

	CONSTRUCTION	TEMP RANGE (F°)		WORKING PRESSURE (72°F, P.S.I.)	SIZE
		-60 -40 -20 0 20 40 60 80 100 120 140			
	Produced entirely of compounds in compliance with FDA and 3-A non toxic specifications, flexible PVC, rigid PVC helix, smooth bore, corrugated O.D.			30 to 50	1" to 4"
	Produced entirely of compounds in compliance with FDA and 3-A nontoxic specifications, flexible PVC, rigid PVC helix, multi-strand copper static grounding wire, smooth bore, corrugated O.D.			30 to 45	1-1/2" to 4"
	Produced entirely of compounds in compliance with FDA and 3-A nontoxic specifications, flexible PVC, rigid PVC helix, smooth bore, corrugated O.D.			55 to 86	3/4" to 4"
	Produced entirely of compounds in compliance with FDA and 3-A nontoxic specifications, flexible PVC, rigid PVC helix, smooth bore, corrugated O.D.			62 to 66	1-1/2" to 3"
	Produced entirely of compounds in compliance with FDA and 3-A nontoxic specifications, flexible PVC, rigid PVC helix, synthetic braiding, smooth bore, corrugated O.D.			70 to 110	1-1/2" to 6"
	Flexible PVC, rigid PVC helix, smooth bore, corrugated O.D.			2 to 6	2-1/2" to 8"
	EPDM rubber, metal wire helix, smooth bore, slightly corrugated O.D.			3 to 12	2" to 12"
	EPDM rubber, metal wire helix, wearstrip, smooth bore, corrugated O.D.			3 to 12	2-1/2" to 12"
	EPDM rubber, polypropylene helix, smooth bore, corrugated O.D.			—	2" to 8"
	EPDM rubber, polypropylene helix, smooth bore, corrugated O.D.			3 to 9	4" to 12"
	Flexible clear polyurethane, rigid PVC helix, smooth bore, corrugated O.D.			3 to 9	2-1/2" to 8"
	Flexible PVC, rigid PVC helix, smooth bore, corrugated O.D.			10 to 20	1-1/2" to 8"
	Flexible PVC, rigid PVC helix, smooth bore, corrugated O.D.			30 to 35	2-3/4" to 4-1/2"
	Rigid PVC and helix			30 to 35	2-3/4" to 4-1/2"
	Flexible PVC, rigid PVC helix, smooth bore, smooth O.D.			60 to 100	1/2" to 2"
	Interlocked polypropylene			—	2-1/2" to 12"
	PVC construction, corrugated inside, smooth O.D.			—	—
	PVC	—		—	—
	Steel	—		—	—
	Steel	—		—	—
	Steel	—		—	—



# Kanalite Flex CL (100CL)

General water suction and discharge hose



## SPECIFICATIONS

**Temp. Range:** -13°F to 140°F

**Applications:** General water suction hose

**Construction:** Flexible PVC, rigid PVC helix, smooth bore, corrugated O.D.

## AVAILABLE SIZES

Inside Dia. Inches	Outside Dia. Inches	Pitch Inches	Minimum Bend Radius 72°F, Inches	Working Pressure 72°F, P.S.I.	Vacuum Rating 72°F, In Hg	Weight Lbs/Ft	Standard Length Ft
1	1.25	0.30	1.5	50	29.8	0.18	100
1-1/4	1.52	0.33	2.0	45	29.8	0.22	100
1-1/2	1.81	0.35	2.5	45	29.8	0.35	100
2	2.36	0.39	3.0	40	29.8	0.50	100
2-1/2	2.87	0.56	4.5	35	29.8	0.68	100
3	3.50	0.59	6.0	35	29.8	1.00	100
4	4.63	0.65	8.0	30	29.8	1.52	100
6	6.85	0.87	11.0	30	28.0	3.10	50,100
8	9.04	0.91	16.0	30	28.0	5.38	25
10	11.26	1.02	30.0	30	28.0	8.88	20

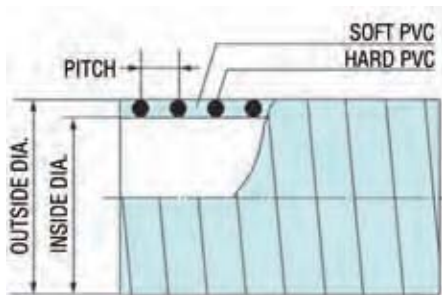


\* Over flexing or repeated flexing of hose within 18" of fitting is a common cause of hose failure. Installing a 12"-14" section of our Banding Coil at the end of the hose should be considered. **Kanaflex will not be responsible for damage to hose due to over flexing.**



# Kanaflo 110 CL/110 GR (110 CL/110 GR)

Heavy-duty water suction and discharge hose



## SPECIFICATIONS

**Temp. Range:** -13°F to 140°F

**Applications:** Heavy-duty water suction hose

**Construction:** Flexible PVC, rigid PVC helix, smooth bore, smooth O.D.

## AVAILABLE SIZES

Inside Dia. Inches	Outside Dia. Inches	Pitch Inches	Minimum Bend Radius 72°F, Inches	Working Pressure 72°F, P.S.I.	Vacuum Rating 72°F, In Hg	Weight Lbs/Ft	Standard Length Ft
3/4	0.95	0.22	1.9	86	29.8	0.16	100
1	1.25	0.22	1.9	86	29.8	0.26	100
1-1/4	1.52	0.26	2.7	79	29.8	0.37	100
1-1/2	1.81	0.30	2.8	72	29.8	0.44	100
2	2.38	0.33	3.9	72	29.8	0.74	100
2-1/2	2.92	0.37	5.0	72	29.8	1.01	100
3	3.41	0.37	7.0	62	29.8	1.21	100
4	4.50	0.43	9.1	55	29.8	2.01	100
5	5.55	0.45	14.0	33	28.0	2.45	100
6	6.67	0.53	15.0	33	28.0	3.37	50,100
8	8.83	0.70	20.0	28	28.0	5.80	25

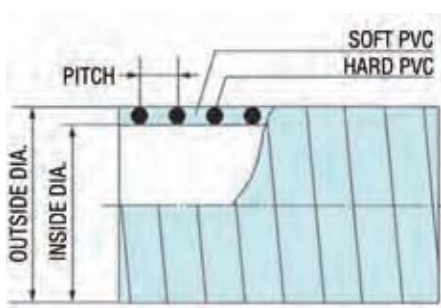


\* Over flexing or repeated flexing of hose within 18" of fitting is a common cause of hose failure. Installing a 12"-14" section of our Banding Coil at the end of the hose should be considered. **Kanaflex will not be responsible for damage to hose due to over flexing.**

Suction & Discharge  
Cold Weather/Flexible  
Heavy-Duty  
Abrasion Resistance  
Petroleum  
Food Grade  
Duct  
Specialty  
Accessories

# Kanaflo 112 CL /112 AG (112 CL /112 AG)

**Economical heavy-duty water suction and discharge hose**



## SPECIFICATIONS

**Temp. Range:** -13°F to 140°F  
**Applications:** Economical heavy-duty water suction hose, air seeder hose.  
**Construction:** Flexible PVC, rigid PVC helix, smooth bore, smooth O.D.

## AVAILABLE SIZES

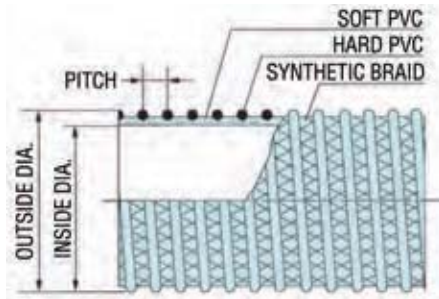
Inside Dia. Inches	Outside Dia. Inches	Pitch Inches	Minimum Bend Radius 72°F, Inches	Working Pressure 72°F, P.S.I.	Vacuum Rating 72°F, In Hg	Weight Lbs/Ft	Standard Length Ft
1-1/4	1.47	0.26	3.0	80	29.8	0.29	100
1-1/2	1.77	0.30	4.0	70	29.8	0.39	100
2	2.30	0.33	5.0	65	29.8	0.63	100
2-1/2	2.84	0.37	6.0	65	29.8	0.87	100
3	3.35	0.37	8.0	55	29.8	1.05	100
4	4.45	0.43	10.0	50	29.8	1.80	100



\* Over flexing or repeated flexing of hose within 18" of fitting is a common cause of hose failure. Installing a 12"-14" section of our Banding Coil at the end of the hose should be considered. **Kanaflex will not be responsible for damage to hose due to over flexing.**

# Kanaline Blue

**Heavy-duty water suction and discharge hose for applications requiring combined vacuum, higher working pressures, and increased flexibility**



Suction & Discharge  
Cold Weather/Flexible  
Heavy-Duty  
Abrasion Resistance  
Petroleum  
Food Grade  
Duct  
Specialty  
Accessories

## SPECIFICATIONS

**Temp. Range:** -40°F to 140°F

**Applications:** Heavy-duty suction and discharge with increased flexibility for use in colder environment applications, where more flexibility is desired, and liquid fertilizer

**Construction:** Flexible cold weather PVC, rigid PVC helix, synthetic braiding, smooth bore, corrugated O.D.

**Features:** Lightweight and flexible. External helix provides for easy drag. Rated for both suction and discharge. Clear sidewall permits visual check of material flow.

**Note:** Banding coil must be used for all sizes.

## AVAILABLE SIZES

Inside Dia. Inches	Outside Dia. Inches	Pitch Inches	Minimum Bend Radius 72°F, Inches	Working Pressure 72°F, P.S.I.	Vacuum Rating 72°F, In Hg	Weight Lbs/Ft	Standard Length Ft
1-1/2	2.10	0.37	2.0	75	28.0	0.47	60,100
2	2.60	0.43	3.0	70	28.0	0.70	60,100
3	3.70	0.59	5.0	70	28.0	1.13	60,100
4	4.80	0.63	7.0	60	28.0	1.74	60,100
6	7.30	0.98	9.0	50	28.0	3.88	60,100
8	9.50	1.07	15.0	40	28.0	5.54	15,20,25
10	11.63	1.22	24.5	30	28.0	8.68	20,25,40

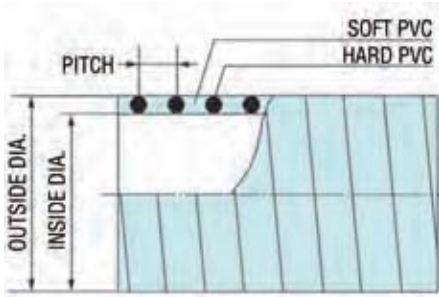


\* Over flexing or repeated flexing of hose within 18" of fitting is a common cause of hose failure. Installing a 12"-14" section of our Banding Coil at the end of the hose should be considered. **Kanaflex will not be responsible for damage to hose due to over flexing.**



# Kanaflo Blue (116 Blue)

Heavy-duty water suction and discharge hose



## SPECIFICATIONS

**Temp. Range:** -40°F to 140°F

**Applications:** Heavy-duty water suction and discharge hose with increased flexibility

**Construction:** Flexible PVC, rigid PVC helix, smooth bore, smooth O.D.

## AVAILABLE SIZES

Inside Dia. Inches	Outside Dia. Inches	Pitch Inches	Minimum Bend Radius 72°F, Inches	Working Pressure 72°F, P.S.I.	Vacuum Rating 72°F, In Hg	Weight Lbs/Ft	Standard Length Ft
1	1.25	0.22	1.5	70	29.8	0.25	100
1-1/2	1.78	0.30	2.5	56	29.8	0.38	100
2	2.33	0.33	3.0	50	29.8	0.64	100
3	3.38	0.37	6.0	50	29.8	1.10	100
4	4.46	0.43	10.0	42	29.8	1.85	100
6	6.67	0.53	13.0	28	28.0	3.37	50,100
8	8.83	0.70	20.0	21	28.0	5.80	25

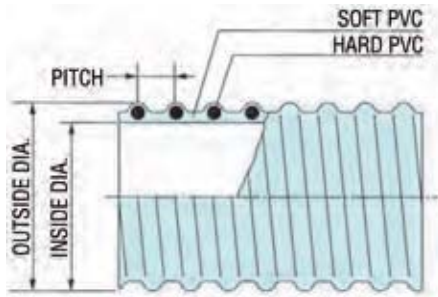


\* Over flexing or repeated flexing of hose within 18" of fitting is a common cause of hose failure. Installing a 12"-14" section of our Banding Coil at the end of the hose should be considered. **Kanaflex will not be responsible for damage to hose due to over flexing.**



# Kanalite Blue (100 Blue)

Low temp general water suction and discharge hose



Suction & Discharge  
Cold Weather/Flexible  
Heavy-Duty  
Abrasion Resistance  
Petroleum  
Food Grade  
Duct  
Specialty  
Accessories

## SPECIFICATIONS

**Temp. Range:** -40°F to 140°F

**Applications:** General-duty low temperature water suction and discharge hose with increased flexibility

**Construction:** Cold weather PVC, rigid PVC helix, smooth bore, corrugated O.D.

**Features:** Lightweight with increased flexibility even at sub-zero temperatures. Clear sidewall permits visual check of material flow. External helix provides for easy drag.

**Accessories:** Banding coil, Powerlock clamp

## AVAILABLE SIZES

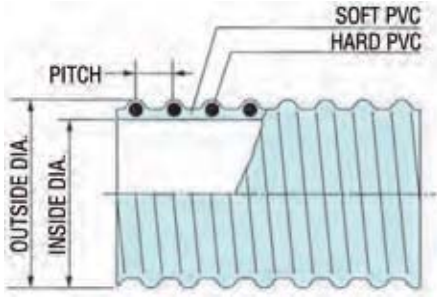
Inside Dia. Inches	Outside Dia. Inches	Pitch Inches	Minimum Bend Radius 72°F, Inches	Working Pressure 72°F, P.S.I.	Vacuum Rating 72°F, In Hg	Weight Lbs/Ft	Standard Length Ft
1	1.25	0.30	1.5	40	29.0	0.18	100
1-1/2	1.81	0.35	2.0	35	29.0	0.35	100
2	2.36	0.39	2.5	27	29.0	0.50	100
3	3.50	0.59	5.0	25	29.0	1.00	100
4	4.55	0.65	6.5	20	28.0	1.52	100
6	6.73	0.85	10.6	20	28.0	3.10	50,100
8	9.04	0.91	16.0	20	28.0	5.38	25



\* Over flexing or repeated flexing of hose within 18" of fitting is a common cause of hose failure. Installing a 12"-14" section of our Banding Coil at the end of the hose should be considered. **Kanaflex will not be responsible for damage to hose due to over flexing.**

# Kanalite CW (100 CWFLX)

Low temp general water suction and discharge hose



## SPECIFICATIONS

**Temp. Range:** -22°F to 140°F

**Applications:** General-duty low temperature water suction and discharge hose with increased flexibility

**Construction:** Cold weather PVC, rigid PVC helix, smooth bore, corrugated O.D.

**Features:** Lightweight with increased flexibility even at sub-zero temperatures. Clear sidewall permits visual check of material flow. External helix provides for easy drag.

**Accessories:** Banding coil, Powerlock clamp

## AVAILABLE SIZES

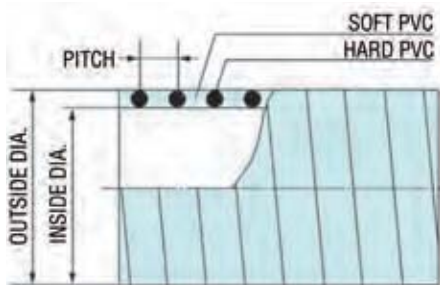
Inside Dia. Inches	Outside Dia. Inches	Pitch Inches	Minimum Bend Radius 72°F, Inches	Working Pressure 72°F, P.S.I.	Vacuum Rating 72°F, In Hg	Weight Lbs/Ft	Standard Length Ft
3	3.50	0.59	5.0	25	29.0	1.00	100
4	4.55	0.65	6.5	20	28.0	1.52	100
5	5.73	0.85	9.5	20	28.0	2.50	100
6	6.73	0.85	10.6	20	28.0	3.10	50,100



\* Over flexing or repeated flexing of hose within 18" of fitting is a common cause of hose failure. Installing a 12"-14" section of our Banding Coil at the end of the hose should be considered. **Kanaflex will not be responsible for damage to hose due to over flexing.**

# Kanaflo 116 CL (116 CL)

Heavy-duty water suction and discharge hose



## SPECIFICATIONS

**Temp. Range:** -22°F to 140°F

**Applications:** Heavy-duty water suction and discharge hose with increased flexibility

**Construction:** Flexible PVC, rigid PVC helix, smooth bore, smooth O.D.

## AVAILABLE SIZES

Inside Dia. Inches	Outside Dia. Inches	Pitch Inches	Minimum Bend Radius 72°F, Inches	Working Pressure 72°F, P.S.I.	Vacuum Rating 72°F, In Hg	Weight Lbs/Ft	Standard Length Ft
1	1.25	0.22	1.5	70	29.8	0.25	100
1-1/4	1.50	0.26	2.0	70	29.8	0.30	100
1-1/2	1.78	0.30	2.5	56	29.8	0.38	100
2	2.33	0.33	3.0	50	29.8	0.64	100
2-1/2	2.90	0.37	4.5	50	29.8	0.90	100
3	3.38	0.37	6.0	50	29.8	1.10	100
4	4.46	0.43	10.0	42	29.8	1.85	100
5	5.55	0.45	12.5	28	28.0	2.47	100
6	6.67	0.53	13.0	28	28.0	3.37	50,100
8	8.83	0.70	20.0	21	28.0	5.80	25

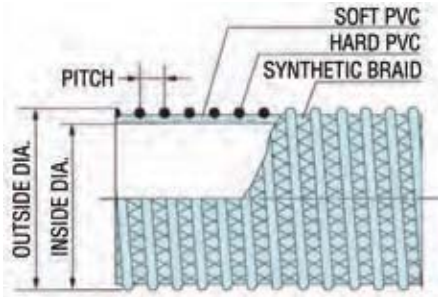


\* Over flexing or repeated flexing of hose within 18" of fitting is a common cause of hose failure. Installing a 12"-14" section of our Banding Coil at the end of the hose should be considered. **Kanaflex will not be responsible for damage to hose due to over flexing.**



# Kanaline CW

**Heavy-duty water suction and discharge hose for applications requiring combined vacuum, higher working pressures, and increased flexibility**



## SPECIFICATIONS

**Temp. Range:** -22°F to 140°F

**Applications:** Heavy-duty suction and discharge with increased flexibility for use in colder environment applications, where more flexibility is desired, and liquid fertilizer

**Construction:** Flexible cold weather PVC, rigid PVC helix, synthetic braiding, smooth bore, corrugated O.D.

**Features:** Lightweight and flexible. External helix provides for easy drag. Rated for both suction and discharge. Clear sidewall permits visual check of material flow.

**Note:** Banding coil must be used for all sizes.

## AVAILABLE SIZES

Inside Dia. Inches	Outside Dia. Inches	Pitch Inches	Minimum Bend Radius 72°F, Inches	Working Pressure 72°F, P.S.I.	Vacuum Rating 72°F, In Hg	Weight Lbs/Ft	Standard Length Ft
2	2.60	0.43	3.0	70	28.0	0.70	60,100
3	3.70	0.59	5.0	70	28.0	1.13	60,100
4	4.78	0.63	7.0	60	28.0	1.74	60,100
6	7.2	0.98	9.0	50	28.0	3.88	60,100


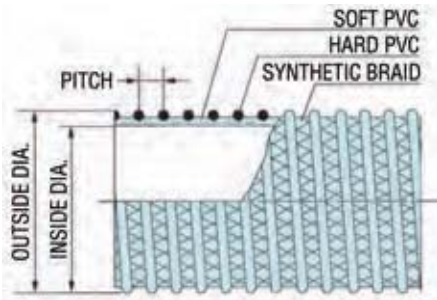


\* Over flexing or repeated flexing of hose within 18" of fitting is a common cause of hose failure. Installing a 12"-14" section of our Banding Coil at the end of the hose should be considered. **Kanaflex will not be responsible for damage to hose due to over flexing.**



# Kanaline SR

**Water suction and discharge hose for heavy-duty applications requiring combined vacuum and higher working pressures**



Suction & Discharge  
Cold Weather/Flexible  
Heavy-Duty  
Abrasion Resistance  
Petroleum  
Food Grade  
Duct  
Specialty  
Accessories

## SPECIFICATIONS

**Temp. Range:** -13°F to 140°F

**Applications:** Heavy duty suction and discharge hose for use in fish suction and rental/construction pumping

**Construction:** Flexible PVC, rigid PVC helix, synthetic braiding, smooth bore, corrugated O.D.

**Features:** Lightweight and flexible. External helix provides for easy drag. Rated for both suction and discharge. Clear sidewall permits visual check of material flow.

**Note:** Banding coil must be used for 1-1/2", 2", 3", 4", 5" and 6" sizes.

## AVAILABLE SIZES

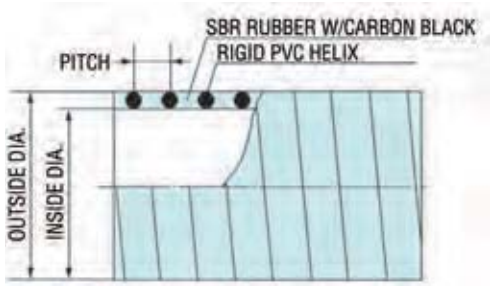
Inside Dia. Inches	Outside Dia. Inches	Pitch Inches	Minimum Bend Radius 72°F, Inches	Working Pressure 72°F, P.S.I.	Vacuum Rating 72°F, In Hg	Weight Lbs/Ft	Standard Length Ft
1-1/2	2.1	0.37	2.5	110	28.0	0.47	60,100
2	2.6	0.43	4.0	100	28.0	0.70	60,100
3	3.7	0.59	6.3	100	28.0	1.13	60,100
4	4.8	0.65	7.1	75	28.0	1.74	60,100
5	6.1	0.87	9.2	70	28.0	2.90	60,100
6	7.2	0.93	10.2	70	28.0	3.88	60,100
8	9.5	1.07	15.7	60	28.0	5.54	15,20,25,40
10	11.63	1.22	24.8	40	28.0	8.68	15,20,25,40
12	13.8	1.34	45.0	28	25.0	10.30	20,40



\* Over flexing or repeated flexing of hose within 18" of fitting is a common cause of hose failure. Installing a 12"-14" section of our Banding Coil at the end of the hose should be considered. **Kanaflex will not be responsible for damage to hose due to over flexing.**

# KanaChem RS (220RS)

All weather suction and discharge hose



## SPECIFICATIONS

**Temp. Range:** -40°F to 140°F

**Applications:** Heavy-duty liquid suction hose for use in construction dewatering, liquid waste, cesspool cleaning, septic handling, agricultural applications and marine use

**Construction:** SBR rubber with carbon black, rigid PVC helix, smooth bore, smooth O.D.

## AVAILABLE SIZES

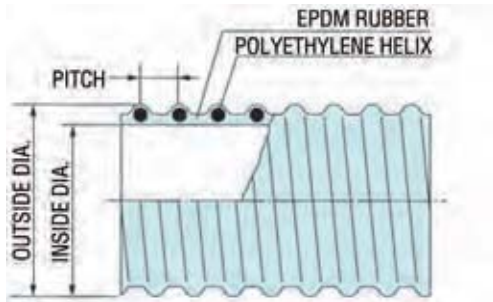
Inside Dia. Inches	Outside Dia. Inches	Pitch Inches	Minimum Bend Radius 72°F, Inches	Working Pressure 72°F, P.S.I.	Vacuum Rating 72°F, In Hg	Weight Lbs/Ft	Standard Length Ft
1-1/2	1.85	0.35	3.0	50	29.8	0.50	100
2	2.40	0.39	4.0	50	29.8	0.74	100
2-1/2	2.99	0.56	5.0	50	29.8	1.01	100
3	3.50	0.59	6.0	43	29.8	1.30	100
4	4.57	0.65	9.0	38	29.8	2.01	100
6	6.69	0.87	15.0	23	28.0	3.37	60,100



\* Over flexing or repeated flexing of hose within 18" of fitting is a common cause of hose failure. Installing a 12"-14" section of our Banding Coil at the end of the hose should be considered. **Kanaflex will not be responsible for damage to hose due to over flexing.**

# KanaChem 300 (300GR/EPDM)

All weather suction and discharge hose



Suction & Discharge  
Cold Weather/Flexible  
Heavy-Duty  
Abrasion Resistance  
Petroleum  
Food Grade  
Duct  
Specialty  
Accessories

## SPECIFICATIONS

**Temp. Range:** -40°F to 140°F


**Applications:** Heavy-duty liquid suction hose for use in construction dewatering, liquid waste, cesspool cleaning, septic handling, agricultural applications and marine use.

**Construction:** EPDM rubber, polyethylene helix, smooth bore, corrugated O.D.

**Features:** Lightweight and flexible. External helix provides for easy drag. Resistant to agricultural chemicals.

## AVAILABLE SIZES

Inside Dia. Inches	Outside Dia. Inches	Pitch Inches	Minimum Bend Radius 72°F, Inches	Working Pressure 72°F, P.S.I.	Vacuum Rating 72°F, In Hg	Weight Lbs/Ft	Standard Length Ft
1	1.34	0.30	1.9	50	29.8	0.23	100
1-1/4	1.7	0.33	3.2	50	29.8	0.34	100
1-1/2	2.0	0.35	3.2	50	29.8	0.40	100
2	2.5	0.39	5.2	50	29.8	0.67	100
2-1/2	3.1	0.56	5.6	50	29.8	0.92	100
3	3.6	0.59	7.1	43	29.8	1.10	100
4	4.7	0.65	11.0	38	29.8	1.84	100
6	6.9	0.87	20.0	23	28.0	3.07	60,100

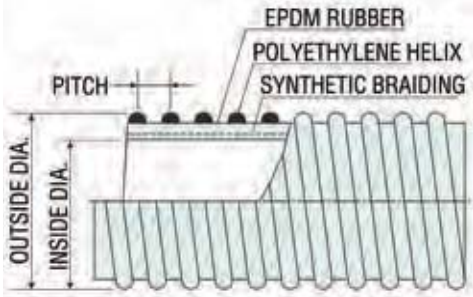


\* Over flexing or repeated flexing of hose within 18" of fitting is a common cause of hose failure. Installing a 12"-14" section of our Banding Coil at the end of the hose should be considered. **Kanaflex will not be responsible for damage to hose due to over flexing.**



# KanaChem 390 (390 SD BK)

All weather suction and discharge hose



## SPECIFICATIONS

**Temp. Range:** -40°F to 140°F

**Applications:** Suction and discharge of liquids in the construction, rental and agricultural industries such as agricultural chemicals, liquid fertilizers and dewatering

**Construction:** EPDM rubber, polyethylene helix, synthetic braiding, smooth bore, corrugated O.D.

**Features:** Lightweight and flexible. Rated for both suction and discharge. External helix provides for easy drag. Resistant to agricultural chemicals. Durable in construction applications.

## AVAILABLE SIZES

Inside Dia. Inches	Outside Dia. Inches	Pitch Inches	Minimum Bend Radius 72°F, Inches	Working Pressure 72°F, P.S.I.	Vacuum Rating 72°F, In Hg	Weight Lbs/Ft	Standard Length Ft
1-1/4	1.8	0.39	3.0	100	29.8	0.45	60,100
1-1/2	2.1	0.43	3.0	100	29.8	0.50	60,100
2	2.6	0.47	5.0	100	29.8	0.73	60,100
3	3.7	0.59	7.0	90	29.8	1.25	60,100

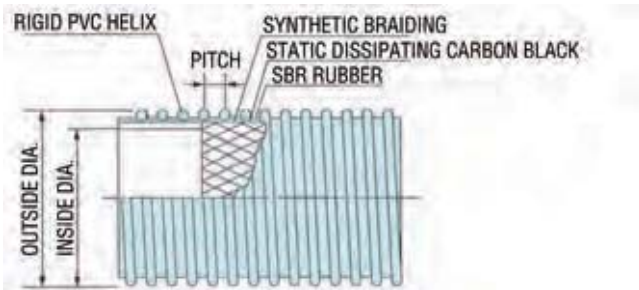


\* Over flexing or repeated flexing of hose within 18" of fitting is a common cause of hose failure. Installing a 12"-14" section of our Banding Coil at the end of the hose should be considered. **Kanaflex will not be responsible for damage to hose due to over flexing.**



# KanaVac Max (Kanapower AT)

**Extremely durable and heavy-duty high pressure suction and discharge hose**



Suction & Discharge  
Cold Weather/  
Flexible  
Heavy-Duty  
Abrasion Resistance  
Petroleum  
Food Grade  
Duct  
Specialty  
Accessories

## SPECIFICATIONS

**Temp. Range:** -30°F to 140°F

**Applications:** Abrasion resistant suction and discharge hose designed for demanding applications such as slurry in micro-tunneling applications and directional boring

**Construction:** SBR rubber blended with static dissipating carbon black

**Note:** 6" size is not a stock item. Consult factory for availability.

## AVAILABLE SIZES

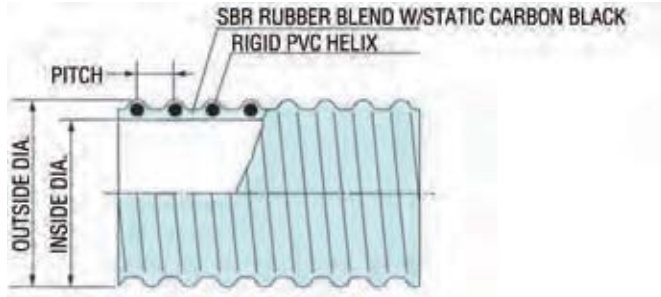
Inside Dia. Inches	Outside Dia. Inches	Pitch Inches	Minimum Bend Radius 72°F, Inches	Working Pressure 72°F, P.S.I.	Vacuum Rating 72°F, In Hg	Weight Lbs/Ft	Standard Length Ft
4	5.04	0.65	10.0	140	28.0	2.85	60,100
6	7.26	0.87	16.0	140	28.0	4.50	Not stock item



\* Over flexing or repeated flexing of hose within 18" of fitting is a common cause of hose failure. Installing a 12"-14" section of our Banding Coil at the end of the hose should be considered. **Kanaflex will not be responsible for damage to hose due to over flexing.**

# KanaVac AR (180 AR)

Heavy-duty abrasion resistant suction and discharge hose



## SPECIFICATIONS

**Temp. Range:** -40°F to 140°F

**Applications:** Heavy-duty abrasion resistant suction hose for vacuum trucks or handling abrasives such as crushed rock, sand, pea gravel, cement powder, dry fertilizer, iron ore and grains

**Construction:** SBR rubber blended with static carbon black, rigid PVC helix, smooth bore, corrugated O.D.

**Features:** Lightweight and flexible. Extremely abrasion resistant. Static dissipating with no grounding wire. Consult factory for specific applications.

**Note:** This hose was not designed for bulk handling such as unloading of rail cars.

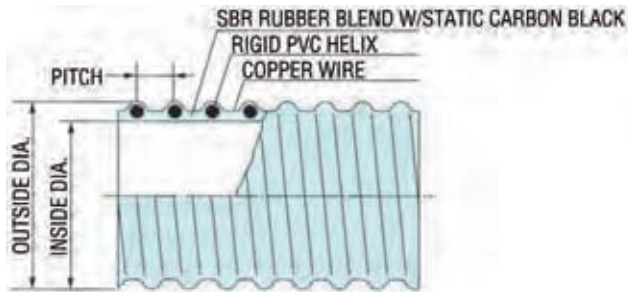
## AVAILABLE SIZES

Inside Dia. Inches	Outside Dia. Inches	Pitch Inches	Minimum Bend Radius 72°F, Inches	Working Pressure 72°F, P.S.I.	Vacuum Rating 72°F, In Hg	Weight Lbs/Ft	Standard Length Ft
1-1/4	1.6	0.33	2.0	45	29.8	0.31	100
1-1/2	1.9	0.35	2.0	45	29.8	0.37	100
2	2.4	0.39	2.5	40	29.8	0.50	100
2-1/2	3.0	0.56	2.5	35	29.8	0.88	100
3	3.5	0.59	3.0	35	29.8	1.10	100
3-1/2	4.11	0.64	4.0	30	29.8	1.35	100
4	4.63	0.65	4.5	30	29.8	1.77	50,100
5	5.76	0.87	5.0	30	28.0	2.47	50,100
6	6.8	0.87	9.2	30	28.0	3.08	50,100
7	7.83	0.87	14.0	30	27.0	4.10	50
8	9.04	0.91	15.0	30	27.0	5.65	50
10	11.18	1.00	30.0	28	25.0	8.88	20
12	13.31	1.18	40.0	25	25.0	10.43	20

\* Over flexing or repeated flexing of hose within 18" of fitting is a common cause of hose failure. Installing a 12"-14" section of our Banding Coil at the end of the hose should be considered. **Kanaflex will not be responsible for damage to hose due to over flexing.**

# KanaVac STAR (180 STAR)

Heavy-duty abrasion resistant suction and discharge hose



Suction & Discharge  
Cold Weather/Flexible  
Heavy-Duty  
Abrasion Resistance  
Petroleum  
Food Grade  
Duct  
Specialty  
Accessories

## SPECIFICATIONS

**Temp. Range:** -40°F to 140°F

**Applications:** Heavy-duty abrasion resistant suction hose for vacuum trucks or handling abrasives such as crushed rock, sand, pea gravel, cement powder, dry fertilizer, iron ore and grains

**Construction:** SBR rubber blended with static carbon black, rigid PVC helix, smooth bore, with copper wire, corrugated O.D.

**Features:** Lightweight and flexible. Extremely abrasion resistant. Static dissipating with grounding wire. Consult factory for specific applications.

**Note:** This hose was not designed for bulk handling such as unloading of rail cars.

## AVAILABLE SIZES

Inside Dia. Inches	Outside Dia. Inches	Pitch Inches	Minimum Bend Radius 72°F, Inches	Working Pressure 72°F, P.S.I.	Vacuum Rating 72°F, In Hg	Weight Lbs/Ft	Standard Length Ft
1-1/2	1.90	0.35	2.5	45	29.8	0.50	100
2	2.44	0.39	2.5	40	29.8	0.60	100
3	3.50	0.59	3.0	35	29.8	1.19	100
4	4.63	0.65	4.5	30	29.8	1.84	50,100
6	6.80	0.87	9.2	30	28.0	3.26	50,100

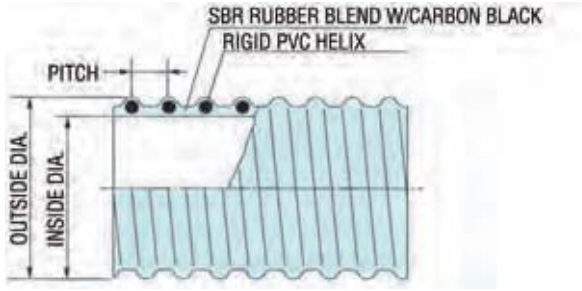


\* Over flexing or repeated flexing of hose within 18" of fitting is a common cause of hose failure. Installing a 12"-14" section of our Banding Coil at the end of the hose should be considered. **Kanaflex will not be responsible for damage to hose due to over flexing.**



# KanaVac MV (180 MV)

**Abrasion resistant medium-duty suction and discharge hose**



## SPECIFICATIONS

**Temp. Range:** -40°F to 140°F

**Applications:** Designed for numerous applications such as grain and roof vacuums

**Construction:** SBR rubber with carbon black, rigid PVC helix, smooth bore, corrugated O.D.

## AVAILABLE SIZES

Inside Dia. Inches	Outside Dia. Inches	Pitch Inches	Minimum Bend Radius 72°F, Inches	Working Pressure 72°F, P.S.I.	Vacuum Rating 72°F, In Hg	Weight Lbs/Ft	Standard Length Ft
5	5.75	0.87	5.0	8	18.0	2.00	50,100
6	6.73	0.87	9.0	8	18.0	2.70	50,100

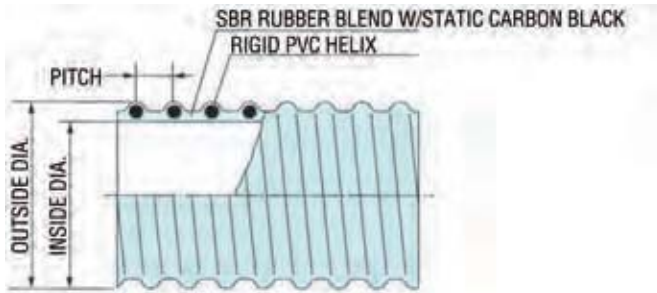


\* Over flexing or repeated flexing of hose within 18" of fitting is a common cause of hose failure. Installing a 12"-14" section of our Banding Coil at the end of the hose should be considered. **Kanaflex will not be responsible for damage to hose due to over flexing.**



# KanaVac Lite (180 BL)

Lightweight abrasion resistant blower and suction hose



Suction & Discharge  
Cold Weather/Flexible  
Heavy-Duty  
Abrasion Resistance  
Petroleum  
Food Grade  
Duct  
Specialty  
Accessories

## SPECIFICATIONS

**Temp. Range:** -40°F to 140°F

**Applications:** Designed for suction and light blowing of lightweight abrasives such as rockwool, fiberglass, sawdust, grain, insulation and cement dust

**Construction:** SBR rubber blended with static carbon black, rigid PVC helix, smooth bore, corrugated O.D.

## AVAILABLE SIZES

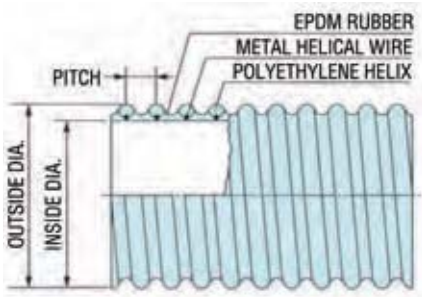
Inside Dia. Inches	Outside Dia. Inches	Pitch Inches	Minimum Bend Radius 72°F, Inches	Working Pressure 72°F, P.S.I.	Vacuum Rating 72°F, In Hg	Weight Lbs/Ft	Standard Length Ft
2-1/2	2.91	0.56	2.5	18	25.0	0.71	100
3	3.44	0.59	3.0	13	23.0	0.92	100
4	4.53	0.65	4.0	10	20.0	1.50	50,100
5	5.63	0.87	5.0	8	15.0	1.68	50,100
6	6.67	0.87	9.0	8	15.0	2.40	50,100
7	8.71	0.87	10.0	8	15.0	3.00	50
8	8.98	0.91	12.0	8	15.0	4.40	50



\* Over flexing or repeated flexing of hose within 18" of fitting is a common cause of hose failure. Installing a 12"-14" section of our Banding Coil at the end of the hose should be considered. **Kanaflex will not be responsible for damage to hose due to over flexing.**

# KanaVac HR (180 HR)

High temperature abrasion resistant suction hose



## SPECIFICATIONS

**Temp. Range:** -40°F to 220°F

**Applications:** Heavy-duty suction applications where high temperature and abrasion are factors such as vacuum trucks or the handling of fly ash, crushed rock, sand, pea gravel or cement powder

**Construction:** EPDM rubber, polyethylene helix, metal helical wire, smooth bore, corrugated O.D.

**Features:** Lightweight and flexible. Integral wire helix can be grounded. External helix provides easy drag. Rated up to 220°F.

## AVAILABLE SIZES

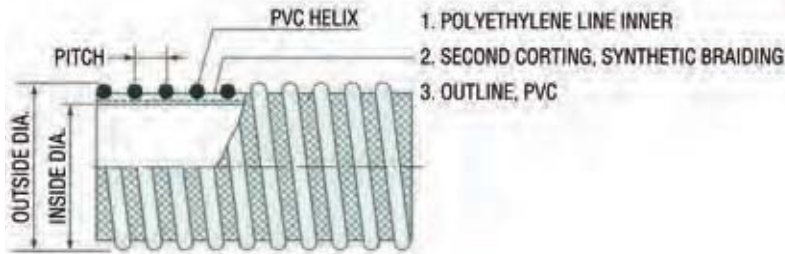
Inside Dia. Inches	Outside Dia. Inches	Pitch Inches	Minimum Bend Radius 72°F, Inches	Working Pressure 72°F, P.S.I.	Vacuum Rating 72°F, In Hg	Weight Lbs/Ft	Standard Length Ft
4	4.69	0.65	5.5	30	29.8	1.75	50,100
6	6.9	0.87	9.8	30	28.0	3.46	50,100
8	9.13	0.87	15.0	30	27.0	6.00	50



\* Over flexing or repeated flexing of hose within 18" of fitting is a common cause of hose failure. Installing a 12"-14" section of our Banding Coil at the end of the hose should be considered. **Kanaflex will not be responsible for damage to hose due to over flexing.**

# Kanaline UBU (ST Kanaline UBU)

**Heavy-duty polyurethane construction with copper static grounding wire for bulk unloading and pneumatic conveying of wet or dry materials**



Suction & Discharge  
Cold Weather/Flexible  
Heavy-Duty  
Abrasion Resistance  
Petroleum  
Food Grade  
Duct  
Specialty  
Accessories

## SPECIFICATIONS

**Temp. Range:** -13°F to 140°F

**Applications:** Transfer of abrasive materials - bulk unloading of railcars and trucks. Fish suction.

**Construction:** Flexible polyurethane line and PVC, rigid PVC helix, synthetic braiding, smooth bore, PVC corrugated O.D.

**Features:** Lightweight and flexible in sub-zero temperatures. Clear polyurethane tube provides increased abrasion resistance, permits visual check of material flow, prevents material build up and provides quiet operation. Static wire dissipates static charge when connected to a grounded system. External helix provides for easy drag.

**Accessories:** Banding coil or Powerlock Clamp must be used for all sizes. Static wire must be properly imbedded during fitting installation and tested to assure proper static grounding of hose to a grounded system.

## AVAILABLE SIZES

Inside Dia. Inches	Outside Dia. Inches	Pitch Inches	Minimum Bend Radius 72°F, Inches	Working Pressure 72°F, P.S.I.	Vacuum Rating 72°F, In Hg	Weight Lbs/Ft	Standard Length Ft
4	4.8	0.69	7.5	75	28.0	1.94	60,100
5	6.1	1.00	9.5	70	28.0	3.20	60,100
6	7.2	1.00	11.0	70	28.0	4.34	60,100

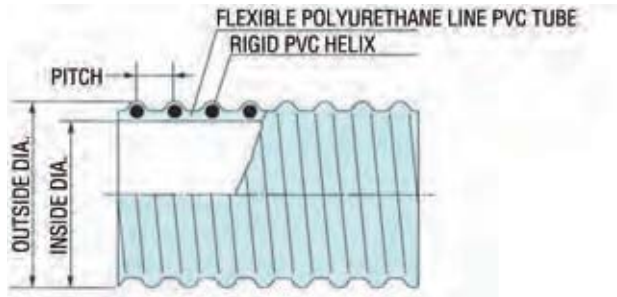


\* Over flexing or repeated flexing of hose within 18" of fitting is a common cause of hose failure. Installing a 12"-14" section of our Banding Coil at the end of the hose should be considered. **Kanaflex will not be responsible for damage to hose due to over flexing.**



# Kanalite U (100 UCLRD)

Medium-duty polyurethane dry material handling hose



## SPECIFICATIONS

**Temp. Range:** -13°F to 140°F

**Applications:** Dry material pneumatic conveying systems and plastic pellet and powder transfer when static is not a concern. Agricultural applications, such as air seeders, abrasive material vacuum systems, and industrial vac equipment.

**Construction:** Flexible polyurethane lined PVC tube, rigid PVC helix, smooth bore, PVC corrugated O.D.

**Features:** Lightweight and flexible in sub-zero temperatures. Clear polyurethane lined PVC tube provides abrasion resistance, permits visual check of material flow, prevents material build up, and provides quiet operation. Corrugated PVC O.D. with raised PVC helix for increased flexibility and easy drag.

**Accessories:** Banding coil, Powerlock clamp

## AVAILABLE SIZES

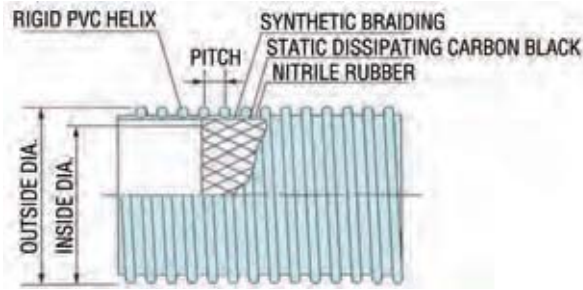
Inside Dia. Inches	Outside Dia. Inches	Pitch Inches	Minimum Bend Radius 72°F, Inches	Working Pressure 72°F, P.S.I.	Vacuum Rating 72°F, In Hg	Weight Lbs/Ft	Standard Length Ft
2	2.36	0.39	3.0	40	29.8	0.50	100
2-1/2	2.87	0.53	5.0	35	29.8	0.71	100
3	3.50	0.59	6.0	35	29.8	1.00	100
4	4.63	0.65	8.0	30	29.8	1.52	100
5	5.73	0.87	11.0	30	28.0	2.50	50,100
6	6.85	0.87	12.0	30	28.0	3.10	50,100



\* Over flexing or repeated flexing of hose within 18" of fitting is a common cause of hose failure. Installing a 12"-14" section of our Banding Coil at the end of the hose should be considered. **Kanaflex will not be responsible for damage to hose due to over flexing.**

# KanaPower (ST120 LT)

**Tank truck drop hose with static grounding wire;  
50% lighter than conventional rubber hose**



## SPECIFICATIONS

**Temp. Range:** -30°F to 140°F

**Applications:** Gasoline tank truck gravity drop hose for fluids such as naphtha, kerosene, light and heavy oil, diesel and some ethanol

**Construction:** Nitrile rubber static dissipating tube, rigid PVC helix, synthetic braiding, smooth bore, static grounding wire, corrugated O.D.

**Features:** Lightweight and flexible. External helix provides for easy drag. Rated for up to 40% aromatic content.

**Note:** Banding sleeves or banding coils must be used for all sizes.

Static wire must be properly imbedded during fitting installation and tested to assure proper static grounding of hose to a grounded system.

## AVAILABLE SIZES

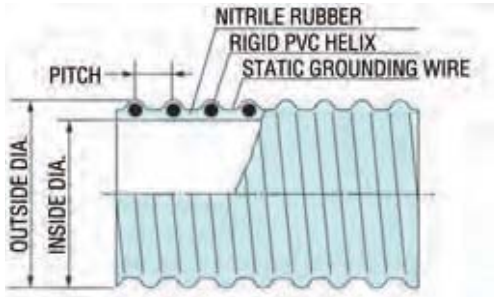
Inside Dia. Inches	Outside Dia. Inches	Pitch Inches	Minimum Bend Radius 72°F, Inches	Working Pressure 72°F, P.S.I.	Vacuum Rating 72°F, In Hg	Weight Lbs/Ft	Standard Length Ft
2	2.68	0.39	5.0	65	29.8	1.13	60,100
3	3.8	0.59	6.0	65	29.8	1.37	60,100
4	4.9	0.65	8.0	65	29.8	2.16	60,100



\* Over flexing or repeated flexing of hose within 18" of fitting is a common cause of hose failure. Installing a 12"-14" section of our Banding Coil at the end of the hose should be considered. **Kanaflex will not be responsible for damage to hose due to over flexing.**

# KanaVapor (ST120 VP)

## Gasoline vapor recovery hose



### SPECIFICATIONS

**Temp. Range:** -40°F to 140°F

**Applications:** Gasoline vapor recovery only

**Construction:** Nitrile rubber, rigid PVC helix, smooth bore, corrugated O.D., static grounding wire

**Note:** Static wire must be properly imbedded during fitting installation and tested to assure proper static grounding of hose to a grounded system.

### AVAILABLE SIZES

Inside Dia. Inches	Outside Dia. Inches	Pitch Inches	Minimum Bend Radius 72°F, Inches	Working Pressure 72°F, P.S.I.	Vacuum Rating 72°F, In Hg	Weight Lbs/Ft	Standard Length Ft
2	2.36	0.39	3.0	20	29.8	0.61	60,100
3	3.46	0.59	3.5	10	29.8	1.00	60,100
4	4.57	0.65	5.0	10	29.8	1.70	60,100




\* Over flexing or repeated flexing of hose within 18" of fitting is a common cause of hose failure. Installing a 12"-14" section of our Banding Coil at the end of the hose should be considered. **Kanaflex will not be responsible for damage to hose due to over flexing.**



# KanaVapor Bio (ST120 UACVR)

**The ultimate all purpose tank truck and terminal vapor recovery hose with clear static dissipating tube and static grounding wire**



## SPECIFICATIONS

**Temp. Range:** -52°F to 140°F

**Applications:** Tank truck and terminal recovery of gasoline, ethanol, and biodiesel vapors.

**Construction:** Lightweight clear static dissipating non-permeable polyurethane with smooth bore, corrugated O.D., rigid PVC helix, and static grounding wire.

**Features:** Lightweight and flexible even in sub-zero temperatures. Polyurethane construction allows use with all gasoline blends, biodiesel (up to B100), ethanol (up to E85; currently testing E100), kerosene, diesel, and ASTM fuel oils. Static dissipating tube combined with multi-strand copper static wire provides the ultimate protection against static discharge. Clear tube allows visual confirmation of fuel backup into the hose.

**Note:** Banding sleeve or banding coil must be used. Static wire must be properly imbedded during fitting installation and tested to assure proper static grounding of hose to a grounded system.

## AVAILABLE SIZES

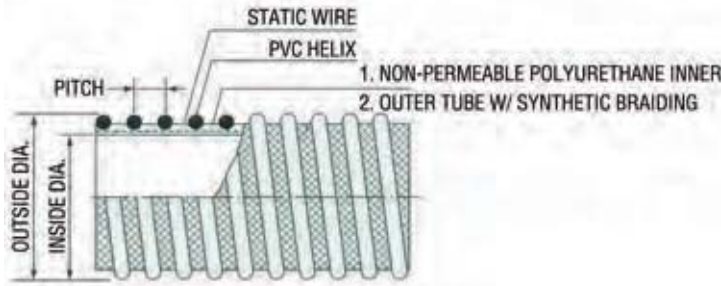

Inside Dia. Inches	Outside Dia. Inches	Pitch Inches	Minimum Bend Radius 72°F, Inches	Working Pressure 72°F, P.S.I.	Vacuum Rating 72°F, In Hg	Weight Lbs/Ft	Standard Length Ft
2	2.38	0.39	2.0	9	16.0	0.44	60,100
3	3.56	0.57	3.0	8	15.0	0.71	60,100
4	4.57	0.65	4.0	7	13.0	0.98	60,100



\* Over flexing or repeated flexing of hose within 18" of fitting is a common cause of hose failure. Installing a 12"-14" section of our Banding Coil at the end of the hose should be considered. **Kanaflex will not be responsible for damage to hose due to over flexing.**

# KanaPower Bio (ST120 UAPDH)

**The ultimate all purpose tank truck drop hose with clear static dissipating tube and static grounding wire**



## SPECIFICATIONS

**Temp. Range:** -52°F to 140°F

**Applications:** All purpose tank truck gravity drop hose for items such as gasoline, ethanol, biodiesel, kerosene and diesel.

**Construction:** Non-permeable polyurethane inner and outer tube with synthetic braiding, smooth bore, corrugated O.D., PVC helix for easy drag, clear static dissipating tube and multi-strand copper static wire providing maximum protection against static discharge.

**Features:** Lightweight and flexible even in sub-zero temperatures. Static dissipating polyurethane inner and outer tube provides maximum resistance to gasoline, biodiesel (up to B100 compliant with ASTM D6751), ethanol (E85 to E100), kerosene, diesel and ASTM fuel oils. Clear tube allows visual confirmation of flow.

**Note:** Banding coil or banding sleeve must be used for all sizes. Static wire must be properly imbedded during fitting installation and tested to assure proper static grounding of hose to a grounded system.

## AVAILABLE SIZES

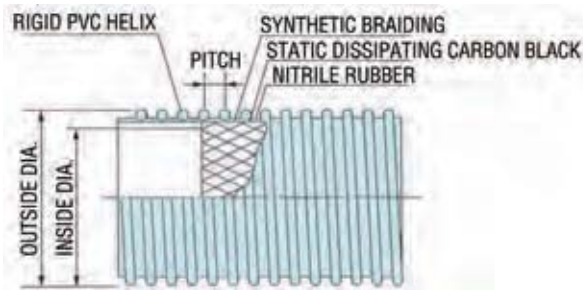
Inside Dia. Inches	Outside Dia. Inches	Pitch Inches	Minimum Bend Radius 72°F, Inches	Working Pressure 72°F, P.S.I.	Vacuum Rating 72°F, In Hg	Weight Lbs/Ft	Standard Length Ft
2	2.68	0.43	5.0	65	29.8	0.95	60,100
3	3.72	0.62	6.3	65	29.8	1.40	60,100
4	4.81	0.68	7.0	65	29.8	1.87	60,100



\* Over flexing or repeated flexing of hose within 18" of fitting is a common cause of hose failure. Installing a 12"-14" section of our Banding Coil at the end of the hose should be considered. **Kanaflex will not be responsible for damage to hose due to over flexing.**

# KanaPower Max (ST120 HP)

**Tank truck drop hose with static grounding wire;  
50% lighter than conventional rubber hose**



## SPECIFICATIONS

**Temp. Range:** -30°F to 140°F

**Applications:** Gasoline tank truck gravity drop hose for fluids such as naphtha, kerosene, light and heavy oil, diesel and some ethanol

**Construction:** Nitrile rubber static dissipating tube, rigid PVC helix, synthetic braiding, smooth bore, static grounding wire, corrugated O.D.

**Features:** Lightweight and flexible. External helix provides for easy drag. Rated for up to 40% aromatic content.

**Note:** Banding sleeves or banding coils must be used for all sizes.

Static wire must be properly imbedded during fitting installation and tested to assure proper static grounding of hose to a grounded system.

## AVAILABLE SIZES

Inside Dia. Inches	Outside Dia. Inches	Pitch Inches	Minimum Bend Radius 72°F, Inches	Working Pressure 72°F, P.S.I.	Vacuum Rating 72°F, In Hg	Weight Lbs/Ft	Standard Length Ft
3	3.88	0.62	6.0	150	29.8	1.55	60,100
4	4.98	0.65	8.0	150	29.8	2.60	60,100


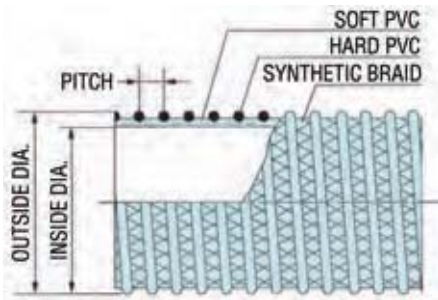


\* Over flexing or repeated flexing of hose within 18" of fitting is a common cause of hose failure. Installing a 12"-14" section of our Banding Coil at the end of the hose should be considered. **Kanaflex will not be responsible for damage to hose due to over flexing.**



# Kanaline OR

**Oil resistant PVC heavy-duty suction and discharge hose for light oils and animal fats**



## SPECIFICATIONS

**Temp. Range:** -13°F to 140°F

**Applications:** Heavy-duty suction and discharge of light oils and animal fats

**Oil Use Only. NOT for use with gasoline or similar fuels.**

**Construction:** Flexible oil-resistant PVC, rigid PVC helix, synthetic braiding, smooth bore, corrugated O.D.

**Features:** Lightweight and flexible. External helix provides for easy drag. Rated for both suction and discharge.

**Note:** Banding coil must be used for all sizes.

## AVAILABLE SIZES

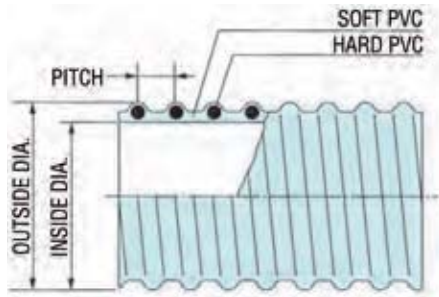
Inside Dia. Inches	Outside Dia. Inches	Pitch Inches	Minimum Bend Radius 72°F, Inches	Working Pressure 72°F, P.S.I.	Vacuum Rating 72°F, In Hg	Weight Lbs/Ft	Standard Length Ft
2	2.60	0.43	4.0	80	28.0	0.77	60,100
3	3.74	0.59	6.3	80	28.0	1.48	60,100
4	4.84	0.65	7.1	60	28.0	2.14	60,100



\* Over flexing or repeated flexing of hose within 18" of fitting is a common cause of hose failure. Installing a 12"-14" section of our Banding Coil at the end of the hose should be considered. **Kanaflex will not be responsible for damage to hose due to over flexing.**

# Kanalite FG (200 SFG)

Food grade suction and discharge hose



Now  
Phthalate  
FREE

Suction & Discharge  
Cold Weather/  
Flexible  
Heavy-Duty  
Abrasion  
Resistance  
Petroleum  
Food Grade  
Duct  
Specialty  
Accessories

## SPECIFICATIONS

**Temp. Range:** -13°F to 140°F

**Applications:** Food grade suction hose for use in canning, dairy and bottling

**Construction:** Produced entirely of compounds in compliance with FDA and 3-A non toxic specifications, flexible PVC, rigid PVC helix, smooth bore, corrugated O.D.

## AVAILABLE SIZES

Inside Dia. Inches	Outside Dia. Inches	Pitch Inches	Minimum Bend Radius 72°F, Inches	Working Pressure 72°F, P.S.I.	Vacuum Rating 72°F, In Hg	Weight Lbs/Ft	Standard Length Ft
1	1.25	0.30	1.5	50	29.8	0.18	100
1-1/4	1.52	0.33	2.0	45	29.8	0.22	100
1-1/2	1.81	0.35	2.5	45	29.8	0.35	100
2	2.36	0.39	4.0	40	29.8	0.50	100
2-1/2	2.87	0.56	4.5	35	29.8	0.68	100
3	3.50	0.59	6.0	35	29.8	1.00	100
4	4.63	0.65	8.0	30	29.8	1.52	100

45 mm	2.13	0.39	4.0	37	29.8	0.45	100
57 mm	2.60	0.43	4.5	35	29.8	0.60	100

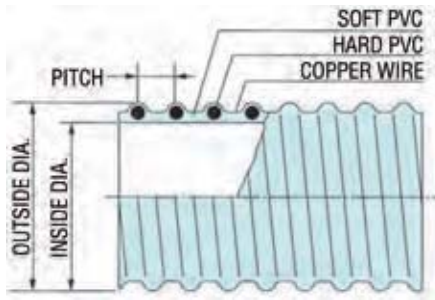
Metric



\* Over flexing or repeated flexing of hose within 18" of fitting is a common cause of hose failure. Installing a 12"-14" section of our Banding Coil at the end of the hose should be considered. **Kanaflex will not be responsible for damage to hose due to over flexing.**

# Kanalite STFG (ST 200 SFG)

Medium-duty, lightweight, hose for pneumatic conveying



## SPECIFICATIONS

**Temp. Range:** -13°F to 140°F

**Applications:** Pneumatic conveying of lightweight solids such as powders and plastic pellets. Copper static wire is located within the hose tube. Not to be used for conveying edible food products.

**Construction:** Produced entirely of compounds in compliance with FDA and 3-A nontoxic specifications, flexible PVC, rigid PVC helix, multi-strand copper static grounding wire, smooth bore, corrugated O.D.

**Note:** If used for abrasive materials, monitor the hose for excessive wear. Excessive wear may expose the material to the copper static wire.

## AVAILABLE SIZES

Inside Dia. Inches	Outside Dia. Inches	Pitch Inches	Minimum Bend Radius 72°F, Inches	Working Pressure 72°F, P.S.I.	Vacuum Rating 72°F, In Hg	Weight Lbs/Ft	Standard Length Ft
1-1/2	1.81	0.35	2.5	45	29.8	0.44	50,100
2	2.36	0.39	4.0	40	29.8	0.58	50,100
2-1/2	2.87	0.56	4.5	35	29.8	0.75	50,100
3	3.50	0.59	6.0	35	29.8	1.07	50,100
4	4.63	0.65	8.0	30	29.8	1.52	50,100

45 mm	2.17	0.39	4.0	37	29.8	0.53	50,100
57 mm	2.64	0.43	4.5	35	29.8	0.67	50,100

Metric

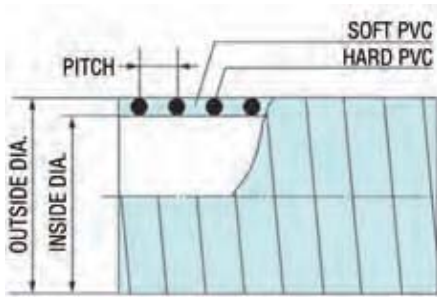


\* Over flexing or repeated flexing of hose within 18" of fitting is a common cause of hose failure. Installing a 12"-14" section of our Banding Coil at the end of the hose should be considered. **Kanaflex will not be responsible for damage to hose due to over flexing.**



# Kanaflo FG (210 HFG)

Heavy-duty food grade suction and discharge hose



**Now Phthalate FREE**

## SPECIFICATIONS

**Temp. Range:** -13°F to 140°F

**Applications:** Heavy-duty food grade suction hose for bottling and dairy industries

**Construction:** Produced entirely of compounds in compliance with FDA and 3-A nontoxic specifications, flexible PVC, rigid PVC helix, smooth bore, smooth O.D.

## AVAILABLE SIZES

Inside Dia. Inches	Outside Dia. Inches	Pitch Inches	Minimum Bend Radius 72°F, Inches	Working Pressure 72°F, P.S.I.	Vacuum Rating 72°F, In Hg	Weight Lbs/Ft	Standard Length Ft
3/4	.96	0.22	1.9	86	29.8	0.16	100
1	1.25	0.22	1.9	86	29.8	0.26	100
1-1/4	1.54	0.26	2.7	79	29.8	0.37	100
1-1/2	1.82	0.30	2.8	72	29.8	0.44	100
2	2.39	0.33	3.9	72	29.8	0.74	100
2-1/2	2.93	0.37	5.0	72	29.8	1.01	100
3	3.43	0.37	7.0	62	29.8	1.21	100
4	4.53	0.43	9.1	55	29.8	2.01	100



\* Over flexing or repeated flexing of hose within 18" of fitting is a common cause of hose failure. Installing a 12"-14" section of our Banding Coil at the end of the hose should be considered. **Kanaflex will not be responsible for damage to hose due to over flexing.**

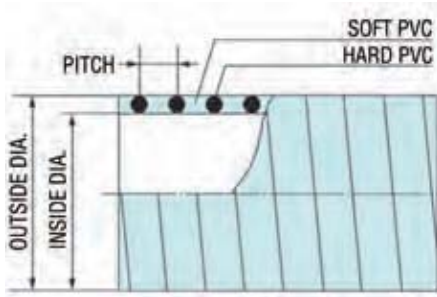
Suction & Discharge  
Cold Weather/Flexible  
Heavy-Duty  
Abrasion Resistance  
Petroleum  
Food Grade  
Duct  
Specialty  
Accessories

# Kanaflo MK (212 MK)

Heavy-duty food grade suction and discharge hose



Now Phthalate FREE



## SPECIFICATIONS

**Temp. Range:** -13°F to 140°F

**Applications:** More flexible; designed for milk hauling (tank truck) and pick-up

**Construction:** Produced entirely of compounds in compliance with FDA and 3-A nontoxic specifications, flexible PVC, rigid PVC helix, smooth bore, smooth O.D.

## AVAILABLE SIZES

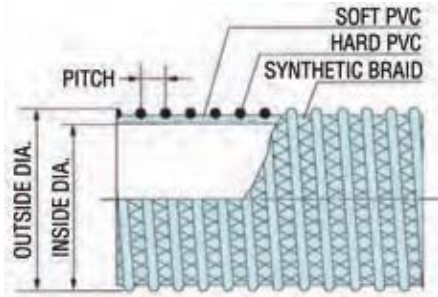
Inside Dia. Inches	Outside Dia. Inches	Pitch Inches	Minimum Bend Radius 72°F, Inches	Working Pressure 72°F, P.S.I.	Vacuum Rating 72°F, In Hg	Weight Lbs/Ft	Standard Length Ft
1-1/2	1.82	0.30	2.0	66	29.8	0.44	100
2	2.39	0.33	2.5	66	29.8	0.74	100
2-1/2	2.93	0.37	4.7	66	29.8	1.01	100
3	3.43	0.37	6.1	62	29.8	1.21	100



\* Over flexing or repeated flexing of hose within 18" of fitting is a common cause of hose failure. Installing a 12"-14" section of our Banding Coil at the end of the hose should be considered. **Kanaflex will not be responsible for damage to hose due to over flexing.**

# Kanaline FW

Heavy-duty food grade suction and discharge hose



## SPECIFICATIONS

**Temp. Range:** -13°F to 140°F

**Applications:** Heavy-duty food grade suction and discharge hose for bottling, wine making, canning, dairy, brewing and liquid foods

**Construction:** Produced entirely of compounds in compliance with FDA and 3-A nontoxic specifications, flexible PVC, rigid PVC helix, synthetic braiding, smooth bore, corrugated O.D.

**Features:** Lightweight and flexible. External helix provides for easy drag. Rated for both suction and discharge. Clear sidewall permits visual check of material flow.

**Note:** Banding coil must be used for all sizes. 5" and 6" sizes are not a stock item. Consult factory for availability.

## AVAILABLE SIZES

Inside Dia. Inches	Outside Dia. Inches	Pitch Inches	Minimum Bend Radius 72°F, Inches	Working Pressure 72°F, P.S.I.	Vacuum Rating 72°F, In Hg	Weight Lbs/Ft	Standard Length Ft
1-1/2	2.1	0.39	2.5	110	28.0	0.56	60,100
2	2.6	0.41	4.0	100	28.0	0.75	60,100
3	3.7	0.59	6.3	100	28.0	1.20	60,100
4	4.8	0.65	7.1	75	28.0	1.74	60,100
5	6.1	0.87	9.2	70	28.0	2.90	Not stock item
6	7.3	0.93	10.2	70	28.0	3.88	Not stock item



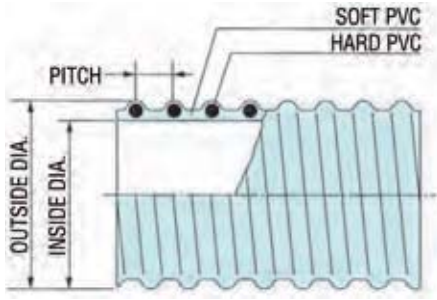

\* Over flexing or repeated flexing of hose within 18" of fitting is a common cause of hose failure. Installing a 12"-14" section of our Banding Coil at the end of the hose should be considered. **Kanaflex will not be responsible for damage to hose due to over flexing.**

Suction & Discharge  
Cold Weather/Flexible  
Heavy-Duty  
Abrasion Resistance  
Petroleum  
Food Grade  
Duct  
Specialty  
Accessories



# KanaDuct 150 (150 CL)

Lightweight PVC blower and ducting hose



## SPECIFICATIONS

**Temp. Range:** -13°F to 140°F

**Applications:** Lightweight general ducting for ventilation and grass clippings, leaves, dust and fumes

**Construction:** Flexible PVC, rigid PVC helix, smooth bore, corrugated O.D.

## AVAILABLE SIZES

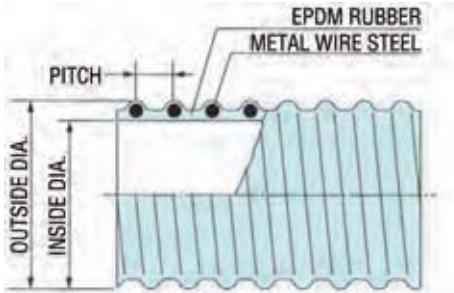
Inside Dia. Inches	Outside Dia. Inches	Pitch Inches	Minimum Bend Radius 72°F, Inches	Working Pressure 72°F, P.S.I.	Vacuum Rating 72°F, In Hg	Weight Lbs/Ft	Standard Length Ft
2-1/2	2.81	0.55	2.5	6	—	0.37	50,100
3	3.37	0.59	3.0	6	—	0.54	50,100
4	4.41	0.61	4.0	5	—	0.71	50,100
5	5.55	0.80	5.0	3	—	1.00	50,100
6	6.51	0.80	6.0	3	—	1.29	50,100
7	7.54	0.85	7.0	2	—	1.38	50,100
8	8.55	0.85	8.0	2	—	1.71	50



\* Over flexing or repeated flexing of hose within 18" of fitting is a common cause of hose failure. Installing a 12"-14" section of our Banding Coil at the end of the hose should be considered. **Kanaflex will not be responsible for damage to hose due to over flexing.**

# KanaDuct 620 (620 WD)

General ducting and blower hose with metal wire helix



## SPECIFICATIONS

**Temp. Range:** -40°F to 220°F

**Applications:** General ducting and blower applications. For use with lightweight abrasives such as sawdust, grass clippings, street refuse and cotton pickers.

**Construction:** EPDM rubber, metal wire helix, smooth bore, slightly corrugated O.D.

**Features:** Rated to 220°F. Abrasion resistant yet very flexible. 100% rubber sidewall (no fabric).

## AVAILABLE SIZES

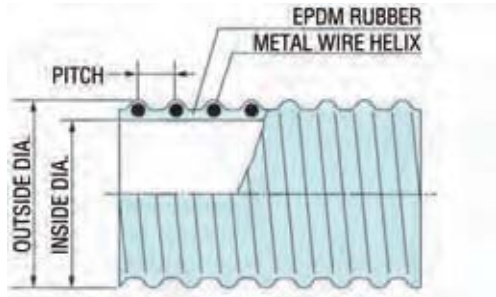
Inside Dia. Inches	Outside Dia. Inches	Pitch Inches	Minimum Bend Radius 72°F, Inches	Working Pressure 72°F, P.S.I.	Vacuum Rating 72°F, In Hg	Weight Lbs/Ft	Standard Length Ft
2	2.36	0.43	2.0	12	12.0	0.40	50
2-1/2	3.00	0.58	3.0	12	9.0	0.44	50
3	3.37	0.60	3.0	12	8.0	0.55	50
4	4.39	0.65	4.0	9	6.0	0.73	50
5	5.43	0.88	5.0	7	5.0	0.84	50
6	6.36	0.87	6.0	6	4.0	1.04	50
7	7.32	0.89	7.0	5	4.0	1.17	50
8	8.35	0.92	8.0	4	4.0	1.38	50
10	10.45	1.02	10.0	3	4.0	2.40	50
12	12.40	1.20	12.0	3	4.0	2.50	25



\* Over flexing or repeated flexing of hose within 18" of fitting is a common cause of hose failure. Installing a 12"-14" section of our Banding Coil at the end of the hose should be considered. **Kanaflex will not be responsible for damage to hose due to over flexing.**

# KanaDuct 625 (620 WD WS)

General ducting and blower hose with metal wire helix and external wear strip



## SPECIFICATIONS

**Temp. Range:** -40°F to 220°F

**Applications:** Same as 620 WD, but external wearstrip makes it ideal for “light dragging” applications

**Construction:** EPDM rubber, metal wire helix, wearstrip, smooth bore, corrugated O.D.

## AVAILABLE SIZES

Inside Dia. Inches	Outside Dia. Inches	Pitch Inches	Minimum Bend Radius 72°F, Inches	Working Pressure 72°F, P.S.I.	Vacuum Rating 72°F, In Hg	Weight Lbs/Ft	Standard Length Ft
2-1/2	3.11	0.58	3.0	12	9.0	0.48	50
3	3.48	0.60	3.0	12	8.0	0.61	50
4	4.57	0.65	4.0	9	6.0	0.85	50
5	5.61	0.88	5.0	7	5.0	0.90	50
6	6.54	0.87	6.0	6	4.0	1.17	50
7	7.48	0.89	7.0	5	4.0	1.27	50
8	8.54	0.92	8.0	4	4.0	1.50	50
10	10.69	1.02	10.0	3	4.0	2.67	50
12	12.60	1.20	12.0	3	4.0	2.80	25

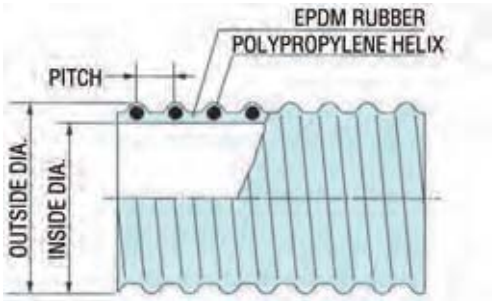


\* Over flexing or repeated flexing of hose within 18" of fitting is a common cause of hose failure. Installing a 12"-14" section of our Banding Coil at the end of the hose should be considered. **Kanaflex will not be responsible for damage to hose due to over flexing.**



# KanaDuct 630 (630 ED)

Medium-duty blower and ducting hose



## SPECIFICATIONS

**Temp. Range:** -40°F to 158°F

**Applications:** Medium-duty blower and ducting applications such as hay baling, street refuse, grain dust, cotton pickers, wood chips, straw blowing, leaf and grass collection

**Construction:** EPDM rubber, polypropylene helix, smooth bore, corrugated O.D.

**Features:** Thicker sidewall for more abrasion resistance. External helix acts as a scuff guard. 100% rubber sidewall (no fabric).

## AVAILABLE SIZES

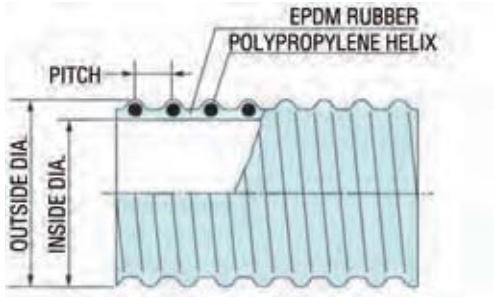
Inside Dia. Inches	Outside Dia. Inches	Pitch Inches	Minimum Bend Radius 72°F, Inches	Working Pressure 72°F, P.S.I.	Vacuum Rating 72°F, In Hg	Weight Lbs/Ft	Standard Length Ft
2	2.36	0.39	3.5	—	—	0.31	50
2-1/2	2.89	0.56	3.5	—	—	0.38	50
3	3.43	0.59	4.0	—	—	0.49	50
4	4.53	0.67	4.0	—	—	0.70	50
6	6.56	0.83	6.0	—	—	1.05	50
8	8.66	0.87	8.0	—	—	1.46	50



\* Over flexing or repeated flexing of hose within 18" of fitting is a common cause of hose failure. Installing a 12"-14" section of our Banding Coil at the end of the hose should be considered. **Kanaflex will not be responsible for damage to hose due to over flexing.**

# KanaDuct 660 (660 YD)

Heavy-duty duct hose with “safety yellow” helix for high visibility



## SPECIFICATIONS

**Temp. Range:** -40°F to 158°F

**Applications:** Heavy-duty ducting applications such as duct cleaning, commercial grass and leaf collection, cement dust recovery for floor finishing, blast cabinet dust collection systems, and grain auger downspouts

**Construction:** EPDM rubber, polypropylene helix, smooth bore, corrugated O.D.

**Features:** Smooth bore for higher laminar flow. Extra heavy-duty “safety yellow” helix for high visibility and superior external abrasion resistance for “dragging” applications. 100% rubber sidewall (no fabric).

## AVAILABLE SIZES


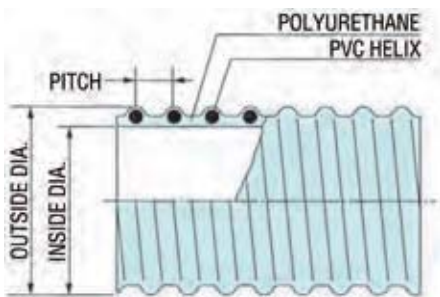
Inside Dia. Inches	Outside Dia. Inches	Pitch Inches	Minimum Bend Radius 72°F, Inches	Working Pressure 72°F, P.S.I.	Vacuum Rating 72°F, In Hg	Weight Lbs/Ft	Standard Length Ft
4	4.57	0.67	4.0	9	6.0	0.79	50
5	5.53	0.87	5.0	7	5.0	0.83	50
6	6.57	0.83	6.0	6	4.0	1.26	50
8	8.72	0.87	8.0	4	4.0	1.92	50
10	10.83	1.06	10.0	4	4.0	2.38	25
12	12.73	1.18	12.0	3	3.0	2.65	25



\* Over flexing or repeated flexing of hose within 18" of fitting is a common cause of hose failure. Installing a 12"-14" section of our Banding Coil at the end of the hose should be considered. **Kanaflex will not be responsible for damage to hose due to over flexing.**

# KanaDuct 150U (150 UDH)

*Polyurethane medium-duty blower and ducting hose*



## SPECIFICATIONS

**Temp. Range:** -20°F to 140°F

**Applications:** Medium-duty ducting and blower applications. For use with light to medium weight abrasives, leaf and grass collection, cotton pickers, mulch blowing, dust and sawdust collection.

**Construction:** Flexible clear polyurethane, rigid PVC helix, smooth bore, corrugated O.D.

**Features:** Lightweight and flexible. External helix provides for easy drag. Abrasion-resistant polyurethane and smooth bore eliminate material build-up.

## AVAILABLE SIZES

Inside Dia. Inches	Outside Dia. Inches	Pitch Inches	Minimum Bend Radius 72°F, Inches	Working Pressure 72°F, P.S.I.	Vacuum Rating 72°F, In Hg	Weight Lbs/Ft	Standard Length Ft
2-1/2	2.89	0.53	2.5	9	16.0	0.34	50
3	3.46	0.57	3.0	8	15.0	0.48	50
4	4.46	0.59	4.0	7	12.0	0.70	50
5	5.57	0.83	5.0	6	9.0	1.10	50
6	6.56	0.83	6.0	5	7.0	1.30	50
7	7.59	0.85	7.0	4	6.0	1.56	50
8	8.59	0.85	8.0	3	5.0	1.65	50

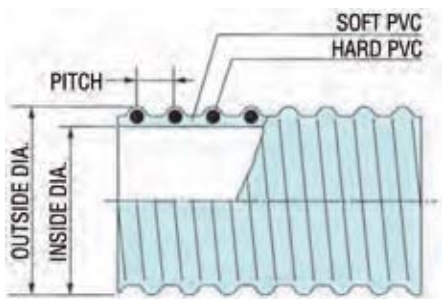


\* Over flexing or repeated flexing of hose within 18" of fitting is a common cause of hose failure. Installing a 12"-14" section of our Banding Coil at the end of the hose should be considered. **Kanaflex will not be responsible for damage to hose due to over flexing.**



# Kanalite 155 (155 GY)

Heavy-duty PVC blower and ducting hose



## SPECIFICATIONS

**Temp. Range:** -13°F to 140°F

**Applications:** Heavy-duty PVC blower and ducting hose for collection of grass, leaves, dust, and fumes

**Construction:** Flexible PVC, rigid PVC helix, smooth bore, corrugated O.D.

## AVAILABLE SIZES

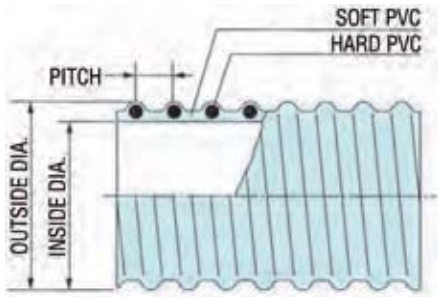
Inside Dia. Inches	Outside Dia. Inches	Pitch Inches	Minimum Bend Radius 72°F, Inches	Working Pressure 72°F, P.S.I.	Vacuum Rating 72°F, In Hg	Weight Lbs/Ft	Standard Length Ft
1-1/2	1.79	0.35	1.5	20	20.0	0.26	100
2	2.31	0.39	2.5	15	18.0	0.39	100
2-1/2	2.85	0.54	3.0	15	15.0	0.44	100
3	3.39	0.56	3.5	15	15.0	0.70	100
4	4.60	0.65	4.5	15	15.0	1.43	100
5	5.52	0.87	8.8	12	12.0	1.87	100
6	6.52	0.87	9.0	11	10.0	2.32	100
8	8.85	0.91	14.0	10	9.0	4.03	50



\* Over flexing or repeated flexing of hose within 18" of fitting is a common cause of hose failure. Installing a 12"-14" section of our Banding Coil at the end of the hose should be considered. **Kanaflex will not be responsible for damage to hose due to over flexing.**

# Kanalite PS UVOR (101 PS UVOR)

**Methane gas recovery at landfills, water suction/discharge. Solid wall construction and extra UV inhibitors provide extended life.**



Suction & Discharge  
Cold Weather/Flexible  
Heavy-Duty  
Abrasion Resistance  
Petroleum  
Food Grade  
Duct  
Specialty  
Accessories

## SPECIFICATIONS

**Temp. Range:** -13°F to 140°F

**Applications:** Methane gas recovery at landfills; connection between rigid pipes of the same size; repair of broken rigid lines.

**Construction:** Flexible PVC, rigid PVC helix, smooth bore, corrugated O.D.

## AVAILABLE SIZES

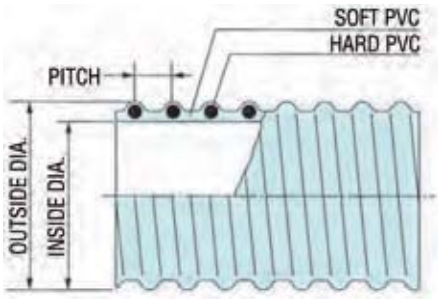
Inside Dia. Inches	Outside Dia. Inches	Pitch Inches	Minimum Bend Radius 72°F, Inches	Working Pressure 72°F, P.S.I.	Vacuum Rating 72°F, In Hg	Weight Lbs/Ft	Standard Length Ft
2.375	2.76	0.41	3.5	35	29.8	0.64	100
3-1/2	4.02	0.63	7.0	30	29.8	1.10	100
4-1/2	5.08	0.67	9.0	30	28.0	1.70	100



\* Over flexing or repeated flexing of hose within 18" of fitting is a common cause of hose failure. Installing a 12"-14" section of our Banding Coil at the end of the hose should be considered. **Kanaflex will not be responsible for damage to hose due to over flexing.**

# Kanalite PS (101 PS)

**Methane gas recovery at landfills, water suction/discharge. Solid wall construction.**



## SPECIFICATIONS

**Temp. Range:** -13°F to 140°F

**Applications:** Methane gas recovery at landfills; connection between rigid pipes of the same size; repair of broken rigid lines.

**Construction:** Flexible PVC, rigid PVC helix, smooth bore, corrugated O.D.

## AVAILABLE SIZES

Inside Dia. Inches	Outside Dia. Inches	Pitch Inches	Minimum Bend Radius 72°F, Inches	Working Pressure 72°F, P.S.I.	Vacuum Rating 72°F, In Hg	Weight Lbs/Ft	Standard Length Ft
2.375	2.76	0.41	3.5	35	29.8	0.64	100
3-1/2	4.02	0.63	7.0	30	29.8	1.10	100
4-1/2	5.08	0.67	9.0	30	28.0	1.70	100

The Powerlock Clamp PS is available for use with our 101 PS Series in 2", 3" and 4" sizes.

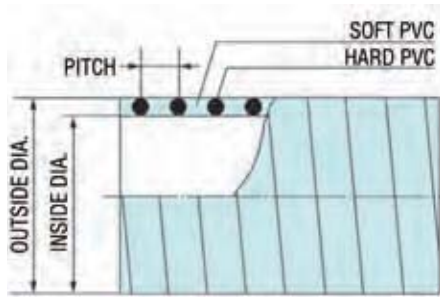


\* Over flexing or repeated flexing of hose within 18" of fitting is a common cause of hose failure. Installing a 12"-14" section of our Banding Coil at the end of the hose should be considered. **Kanaflex will not be responsible for damage to hose due to over flexing.**



# Kanaflo Spa (Spa Cream)

**Flexible PVC spa hose**



## SPECIFICATIONS

**Temp. Range:** -13°F to 158°F

**Applications:** Water lines, air lines, pump lines

**Construction:** Flexible PVC, rigid PVC helix, smooth bore, smooth O.D.

**Note:** For use with PVC solvent weld fittings only. Inside diameter is nominal. Tolerance on outside diameter is + .020, - .005

**See usage/storage suggestions and warranty information before use.**

## AVAILABLE SIZES

Inside Dia. Inches	Outside Dia. Inches	Pitch Inches	Minimum Bend Radius 72°F, Inches	Working Pressure 72°F, P.S.I.	Vacuum Rating 72°F, In Hg	Weight Lbs/Ft	Standard Length Ft
1/2	0.840	0.22	3.0	100	29.8	0.16	50,100
3/4	1.050	0.22	3.0	100	29.8	0.23	50,100
1	1.315	0.28	3.0	100	29.8	0.32	50,100
1-1/4	1.660	0.30	4.0	80	29.8	0.37	50,100
1-1/2	1.900	0.30	4.0	65	29.8	0.50	50,100
2	2.375	0.34	5.0	60	29.8	0.65	50,100

**Note:** Burying the Spa Cream hose voids our hose warranty. Kanaflex will not be liable in any way for special, incidental, or consequential damages, or loss of revenue, which may result if the hose has been buried.

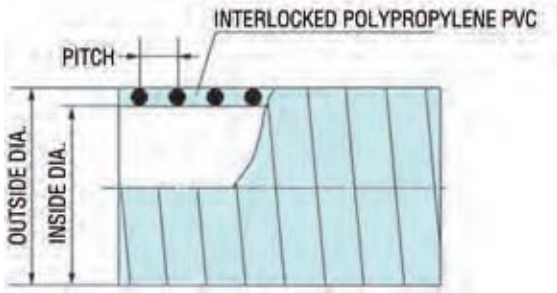


\* Over flexing or repeated flexing of hose within 18" of fitting is a common cause of hose failure. Installing a 12"-14" section of our Banding Coil at the end of the hose should be considered. **Kanaflex will not be responsible for damage to hose due to over flexing.**

Suction & Discharge  
Cold Weather/Flexible  
Heavy-Duty  
Abrasion Resistance  
Petroleum  
Food Grade  
Duct  
Specialty  
Accessories

# KanaDuct Poly (Kanaduct)

**Duct hose, with interlock construction, allows the inside diameter to be changed by twisting the hose, while still holding its shape**



## SPECIFICATIONS

**Temp. Range:** -13°F to 180°F

**Applications:** General ducting and blower hose used for spot coolers, clean room venting, fume/dust removal, elbows for rigid pipe

**Construction:** Interlocked polypropylene

## AVAILABLE SIZES

Inside Dia. Inches	Outside Dia. Inches	Pitch Inches	Minimum Bend Radius 72°F, Inches	Working Pressure 72°F, P.S.I.	Vacuum Rating 72°F, In Hg	Weight Lbs/Ft	Standard Length Ft
2-1/2	2.80	—	6.0	—	—	0.35	20
3	3.23	—	7.0	—	—	0.36	20
4	4.20	—	11.0	—	—	0.52	20
5	5.20	—	14.0	—	—	0.76	20
6	6.16	—	15.0	—	—	0.79	20
8	8.06	—	20.0	—	—	1.07	20
10	10.21	—	27.0	—	—	1.52	10
12	12.07	—	32.0	—	—	1.68	10



\* Over flexing or repeated flexing of hose within 18" of fitting is a common cause of hose failure. Installing a 12"-14" section of our Banding Coil at the end of the hose should be considered. **Kanaflex will not be responsible for damage to hose due to over flexing.**

## Banding Sleeve

*Plastic banding sleeve for use with ST 120 LT hose*

**Temp. Range:** -40°F to 140°F

**Applications:** 9" sections are recommended at each end of the ST 120 LT tank truck drop hose.

**Construction:** PVC construction, corrugated inside, smooth O.D.


**Available Sizes:** 3" and 4". Standard length: 3 ft.



## Banding Coil (black or white)

*Black or white PVC banding coil available in 1-1/2", 2", 3", 4", 5", 6", 8", 10", and 12" sizes*

**Applications:** PVC Banding Coil designed to fit and fill the area between the helix providing a smooth service for installation of tension bands. Use 4" of banding coil to cover 9" length of the hose. Also, when used behind the coupling, the coil adds rigidity to the hose, preventing over flexing at the coupling. Coil can be installed on individual hoses as noted. Standard length: 1 ft.



## Duct Clamp

Steel, worm gear type clamp designed specifically for use with our duct hose. Easily installed with only a screw driver. Available in 2-1/2", 3", 4", 5", 6", 7", 8", 10" and 12" sizes.



## Powerlock Clamp/Powerlock Clamp PS

The Powerlock clamp is a steel, double bolt clamp designed specifically for use with our corrugated hose such as Series 100, 180, 200 and KANALINE. Available in 2", 2-1/2", 3", 4", 5", 6", 8", 10" and 12" sizes.

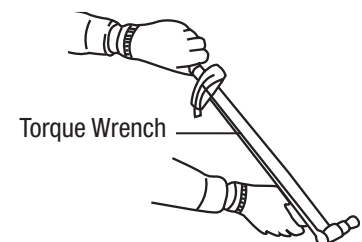
The Powerlock clamp PS is available for use with our 101 PS Series in 2", 3" and 4" sizes.



## Tightening Kanaflex Powerlock Clamps

Please use the table below to determine the correct torque recommended when tightening down our Powerlock clamps.

Size (in)	2	2-1/2	3	4	5	6	8	10	12
Torque (lbs-ft)	7.2	7.2	9.4	14.5	14.5	16.6	16.6	18.1	18.1





# Chemical Resistance

A — Satisfactory    B — Suggest Testing    C — Unsatisfactory

Chemical Name	Concentration	All PVC Hoses 150 UDH*, ST Kanaline UBU*	Kanaline OR	ST 120 HP ST 120 LT ST 120 VP	KP-AT, 180 STAR, 180 AR, 180 BL, 220 RS	180 HR, 390 SD, 620 WD, 630 ED, 660 YD	300 EPDM GR	ST120 UAPDH
Acetaldehyde		C	C	C	C	B	C	—
Acetamide		C	C	A	C	B	B	—
Acetic acid	10%	A	A	C	C	A	A	B
Acetic acid	50%	B	B	C	C	B	B	—
Acetic acid	100%	C	C	C	C	C	C	—
Acetic anhydride		C	C	C	C	C	C	—
Acetone		C	C	C	C	B	C	—
Alums ___ NH3, Cr, K		A	A	A	A	A	A	—
Ammonium hydroxide (ammonia water)		B	B	C	C	A	A	—
Animal oil (Lard oil)		C	A	A	C	C	C	—
ASTM reference fuel A		C	A	A	C	C	C	—
ASTM reference fuel B		C	B	A	C	C	C	—
ASTM reference fuel C		C	C	A	C	C	C	—
ASTM #1 oil		C	A	A	C	C	C	—
ASTM #2 oil		C	A	A	C	C	C	—
ASTM #3 oil		C	A	A	C	C	C	—
Beer		A	A	A	A	A	A	—
Benzene (Benzol)		C	C	C	C	C	C	—
Benzine		C	C	B	C	C	C	B
Benzyl alcohol		C	C	C	C	B	B	—
Biodiesel, B20		—	—	—	—	—	—	A
Biodiesel, B100		—	—	—	—	—	—	A
Brake Fuel (H.D.)		—	—	—	—	—	—	A
Bromine		C	C	C	C	C	C	—
Bunker oil		C	—	A	C	C	C	—
Butane		—	—	A	—	—	—	A
Calcium chloride		A	A	A	A	A	A	—
Calcium hydroxide		A	A	A	A	A	A	—
Carbon disulfide		C	C	C	C	C	C	—
Carbon tetrachloride		C	C	C	C	C	C	—
Carbonic acid		A	A	A	A	A	A	—
Chlorine gas (dry)		C	C	C	C	C	C	—
Chlorine gas (wet)		C	C	C	C	C	C	—
Chromic acid	2%	A	C	C	C	C	C	—
Chromic acid	5%	B	C	C	C	C	C	—
Chromic acid	10%	C	C	C	C	C	C	—
Chromic acid	25%	C	C	C	C	C	C	—
Creosote oil		C	C	B	C	C	C	—
Cresol		C	C	C	C	C	C	—
Cyclohexane		C	C	B	C	C	C	—
Cyclohexanone		C	C	C	C	C	C	C
Developing solutions (Hypos)		A	A	A	B	A	A	—
Diesel Fuel		—	—	A	—	—	—	A
Diethyl ether		C	C	C	C	B	C	—
Diethylene glycol		A	A	A	A	A	A	—
Dimethyl formamide		C	C	C	C	C	C	C
Diocetyl phthalate (DOP)		C	C	C	C	B	B	A
Ethanol E85		—	—	A	—	—	—	A
Ethanol E98		—	—	T	—	—	—	A
Ethanol E100		—	—	T	—	—	—	A
Ethyl acetate		C	C	C	C	B	C	—
Ethyl acetoacetate		C	C	C	C	B	C	—
Ethyl alcohol		B	A	A	A	A	B	—
Ethylene dichloride		C	C	C	C	C	C	C
Ethylene glycol		A	A	A	A	A	A	A
Ethylene glycol H2O	50%	—	—	A	—	—	—	A
Fluoroboric acid		—	—	A	B	A	A	—
Formaldehyde	40%	B	B	B	C	B	B	—
Formic Acid	50%	B	C	C	C	B	B	—
Freon 11		C	C	A	C	C	C	C
Freon 113		C	C	B	B	C	C	C
Freon 114		C	C	A	A	C	C	—
Freon 12		C	C	B	C	B	—	A
Freon 21		C	C	C	C	C	C	—
Freon 22		C	C	C	C	C	C	—

\* Exceeds PVC ratings

The "Chemical Resistance classification" for each Kanaflex Hose is determined by the phenomenon (change of the quality of the material) which results when the material is exposed to the specified chemical. Testing is conducted on straight sections of hose which are set in a static position. Unless otherwise noted, the concentration of water solution is saturated and temperature is 72°F.

A — Satisfactory    B — Suggest Testing    C — Unsatisfactory

Chemical Name	Concentration	All PVC Hoses 150 UDH*, ST Kanaline UBU*	Kanaline OR	ST 120 HP ST 120 LT ST 120 VP	KP-AT, 180 STAR, 180 AR, 180 BL, 220 RS	180 HR, 390 SD, 620 WD, 630 ED, 660 YD	300 EPDM GR	ST120 UAPDH
Furan Furufuran		C	C	C	C	C	C	—
Gasoline (Aromatic content: less than 40%)		C	C	A	C	C	C	A
Glycerin		A	A	A	A	A	A	—
Hexane		C	A	A	C	C	C	—
Hydrobromic acid	20%	—	—	C	C	B	B	—
Hydrochloric acid	10%	A	A	C	B	A	A	—
Hydrochloric acid	38%	B	B	C	C	B	B	—
Hydrofluoric acid	10%	A	A	C	C	A	A	—
Hydrofluoric acid	20%	B	B	C	C	A	A	—
Hydrofluoric acid	40%	C	C	C	C	B	B	—
Hydrofluoric acid anhydrous		C	C	C	C	C	C	—
Hydrogen peroxide	5%	A	A	C	C	B	B	—
Hydrogen peroxide	30%	A	A	C	C	B	B	—
Hydrogen sulfide		—	—	C	C	A	A	—
Hypochlorous acid		—	—	C	C	C	C	—
Isooctane		C	A	A	C	C	C	—
Isopropyl alcohol		B	A	B	B	B	B	—
Jet Fuel, JP-8		—	—	A	—	—	—	A
Kerosene		C	A	A	C	C	C	A
Lacquer		C	C	C	C	C	C	—
Magnesium hydroxide		A	A	B	B	A	A	—
Mercury		A	A	A	A	A	A	—
Methyl alcohol		B	A	A	A	A	A	B
Methyl ethyl ketone (MEK)		C	C	C	C	B	B	—
Nitric acid	10%	A	A	C	C	B	B	—
Nitric acid	30%	B	B	C	C	B	B	—
Nitric acid	61.3%	C	C	C	C	C	C	—
Nitric acid	(fuming)	C	C	C	C	C	C	—
Nitrobenzene		C	C	C	C	C	C	—
Oil, Transmission Type A		—	—	A	—	—	—	A
Oleic acid		A	A	B	C	B	B	—
Oxalic acid		A	A	C	C	B	B	—
Oxygen		A	A	B	B	A	A	—
Ozone		B	B	C	C	A	A	—
Perchloric acid		A	B	B	B	B	B	—
Phosphoric acid	50%	A	A	B	C	A	A	—
Potassium dichromate	10%	A	A	A	B	A	A	—
Potassium hydroxide	30%	B	B	B	B	A	A	—
Potassium permanganate	5%	A	A	B	B	A	A	—
Potassium permanganate	30%	A	B	B	A	B	B	—
Propyl alcohol		A	A	A	A	A	A	—
Sea water		A	A	A	A	A	A	—
Silicone grease		A	A	A	A	A	A	—
Silicone oils		A	A	A	A	A	A	—
Soap solutions		B	A	A	B	A	A	—
Sodium hydroxide	10%	A	A	B	A	B	B	B
Sodium hypochlorite	5%	A	A	C	C	A	A	—
Sodium peroxide		C	C	B	B	A	A	—
Sodium phosphate		A	A	A	A	A	A	—
Soybean oil		C	A	A	B	C	C	—
Sulfur dioxide		A	A	C	C	A	A	—
Sulfuric acid	10%	A	A	B	A	B	B	A
Sulfuric acid	30%	B	B	C	B	C	C	B
Sulfuric acid	98%	C	C	C	C	C	C	—
Sulfuric acid	(fuming)	C	C	C	C	C	C	—
Sulfurous acid	10%	A	A	C	C	C	C	—
Tetrachloroethane		C	C	C	C	C	C	—
Tetrahydrofuran		C	C	C	C	B	C	—
Toluene		C	C	C	C	C	C	B
Trichloroethylene (Trichlene)		C	C	C	C	C	C	C
Turpentine		—	—	B	—	—	—	A
Vegetable oil		C	A	A	C	C	C	—
Vinegar		A	A	B	B	A	A	—
Whiskey		B	A	A	A	A	A	—
Xylene		C	C	C	C	C	C	—

\* Exceeds PVC ratings

**Note:** Differing phenomena may result during hose use as a result of application variables such as hose bends, stress, vacuum, pressure, temperature, etc.

# Application Guide

	100 CL/100 CWFLX/101 PS 101 PSUVOR, 100 Blue	100 UCL RD	110 CL/110 GR	112 AG/112 CL	116 CL/116 Blue/Kanaflo Blue	150 CL	150 UDH	155 GY	180 AR/180 STAR	180 BL	180 HR	180 MV	200 SFG	210 HFG/212 MK	220 RS	300 EPDM	390 SD BK	620 WD	620 WD WS	630 ED	660 YD	ST 120 LT/ST 120 UAPDH/ ST 120 HP, ST 120 VP	ST 200 SFG	Banding Coil	Banding Sleeve	Duct Clamp	Kanaduct	Kanaline CW/ST Kanaline UBU Kanaline Blue	Kanaline FW	Kanaline OR	Kanaline SR	Kanapower AT	Powerlock Clamp/PS	Spa Cream		
<b>Agriculture, Grain</b>																																				
Agriculture, Chemical																•	•																			
Air Seeder	•	•	•																																	
Auger Down Spout																		•	•	•						•										
Cotton						•				•								•	•	•	•					•									•	
Fertilizer Sprayer			•	•	•											•	•																			
Foam Markers			•	•													•																			
Grain Vac									•			•																							•	
Irrigation			•	•	•											•									•									•		
Manure Spreader			•	•												•	•																			
General Use	•		•	•	•											•								•									•			
<b>Boating, Marine</b>																																				
Bilge, Sanitary			•	•												•								•									•			
Ventilation																		•							•											
General Use	•		•	•												•								•									•			
<b>Construction</b>																																				
Cement Plant, Dust						•		•	•													•				•									•	
Concrete Surfacing, Dust						•															•	•				•									•	
Directional Drilling																								•								•				
Micro Tunneling																																			•	
Vacuum Excavators								•	•																											•
Water Pumping	•		•	•	•											•								•									•			
<b>Fishing</b>																																				
Fish Suction	•																							•				•				•			•	
Ice Slings	•		•	•																				•				•					•			•
<b>Food, Milk Handling</b>																																				
Food Processing													•	•										•						•						
Milk Truck													•	•										•					•							
Wine Processing													•	•										•					•							
<b>General Plant Services</b>																																				
Car Wash																		•								•										
Duct Cleaning					•	•	•		•	•	•											•				•										
Ducting (exhaust)					•	•	•											•	•	•	•					•										
Ducting (fumes, vent)					•													•	•	•	•					•										
Fly Ash											•																								•	
Power Plant, Coal Dust	•							•	•	•	•	•																							•	•
Sand Blast Recovery								•	•	•								•	•	•	•					•									•	
Sand Dust/Wood Chips																		•	•	•	•					•										
Shipyard Ducting																		•								•										
Spot Coolers																												•								
General Use	•		•	•	•											•																		•		





## Minimum Bending Radius

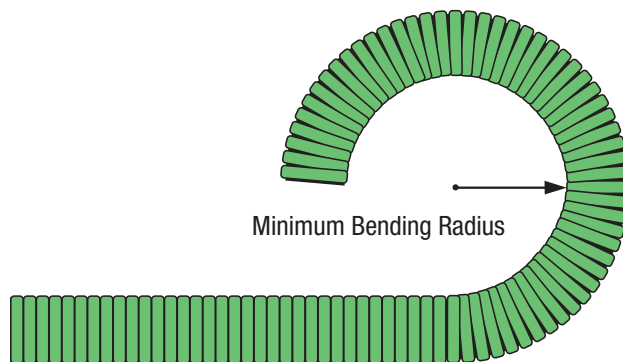
Minimum bending radius is the smallest diameter to which a hose can be bent without causing internal damage to the hose or flattening in the cross-section of the hose (kinking). Minimum bending radius is measured to the inside curvature of the hose as illustrated.

For Kanaflex hose, minimum bend radius is established at 72°F. Temperature changes, either lower or higher, will effect minimum bend radius. Caution should be taken to assure proper hose selection for the actual application temperature of both the material handled and the ambient temperature surrounding the application.

During storage of hose, ambient temperature should also be considered to prevent hose damage. When possible, minimum bending radius of the hose should be as large as possible to avoid damage to the hose and early hose failure.

**Note:** Over flexing or repeated flexing of hose within 18" of the fitting is a common cause of hose failure. To help support the hose, installing a 12" - 14" section of our Banding Coil at the end of the hose, just before the fitting, should be considered. And, to help prevent this common problem, Kanaflex recommends caution when using the hose.

***Kanaflex will not be responsible for damage to the hose due to over flexing.***



## Temperature Effects

Kanaflex conducts tests at 72°F to determine the recommended minimum bending radius, working pressures, and vacuum ratings. Straight lengths of hose are used during testing. If the ambient temperatures, or application induced temperatures, vary from the 72°F baseline, stated specifications and ratings for the hose will change. If the hose application and placement includes bends, the stated specifications and ratings for the hose will also change.

Please take these variance guidelines into account when determining the suitability of a hose for a specific application.

# Usage and Storage Suggestions

## CARE AND MAINTENANCE

### When Using Your Hose

The life of the hose is greatly influenced by the surrounding temperature, fluid temperature and time of exposure. Please select the proper hose according to the fluid used.

Especially in the case of a PVC hose, if the fluid temperature reaches or exceeds 120°F, do not exceed one half the rated working pressure of the hose.

In pressure applications, please open and close the valve slowly to avoid impact pressure. Suddenly closing the valve could cause the hose to burst.

Please do not use high-grade chemicals with high toxicity and hazardous materials such as high concentrations of Acidum or Alkalies and flammable or explosive gas.

Please set pump pressure below working pressure when you use it in the upright part of an underwater pump, otherwise there is a possibility of a failure caused by a water hammer when the pump is turned off.

Please do not use for compressed air; there is a possibility of a burst.

Please do not use for food grade unless indicated. Also, do not use for pharmaceutical products.

Exposure to the weather will increase the deterioration rate of the hose.

Remember hoses are replaceable items. The rate of their replacement will depend on the conditions under which they are used and deterioration.

### Installation

Prior to the installation, please consider the impact on human health and surrounding facilities in case of a hose failure.

Since the hose will expand and contract because of internal pressure, please provide sufficient slack at the time of installation for expansion and contraction.

If twisted, the performance of a hose will fall. Please use a joint when a twist arises by rocking or rotation.

The hose could be damaged if there is a sharp bend at the fitting. Use appropriate elbows and fittings to support the hose so that when it is operational it will not bend sharply at the fitting. Please use an elbow or allow extra length to avoid this problem.

Please protect the hose against external impact (i.e. falling rock or running over the hose with a vehicle). If the installation of the hose requires 150 or more feet of continuous length, the resulting head or loss of pressure may disrupt the quantity of flow.

The hose will deteriorate with age. If you find any defects in your periodic inspections please replace the hose.

### Storage — As Stock

Temperature, humidity, ozone, sunlight, oils, solvents, corrosive liquids, fumes, insects, rodents, and radioactive materials can adversely affect hose products in storage.

Exposure to direct or reflected sunlight should be avoided.

The hose needs to be stored under these conditions:

1. Out of direct sun, preferably a dark location
2. In a cool location
3. Low humidity
4. Free of dust and dirt
5. First-in, first-out basis
6. Ideal temperature range is 50 to 70 degrees F

The hose should not be piled or stacked to such an extent that the weight of the stack creates distortions on the lengths stored at the bottom.

### Storage — After Use

Follow above recommendations.

After using, remove residual substance by washing the hose in cold water, etc.

Please store the hose with good ventilation so that air passes through the inside of a hose freely. In the case of rubber hose, please cap the ends.

### Transport

When moving hose, please do not drag on the ground.

Handle carefully to protect the hose from impact during loading and unloading.

If you are lifting the hose by a crane, etc., do not lift it up by only one point but use several.

### Exterior Inspection

If the following abnormalities are discovered, please stop use immediately and replace the hose.

- Hose shows any swelling or leakage near fittings
- Exterior cracking that allows any loss of fluid or creates a safety hazard
- Collapsing or kinking
- An inside swelling and exfoliation
- Others: hardening, swelling, cracking, etc.



## Precautionary Statement

Kanaflex Corporation manufactures and distributes hose, ducting, and other products that conform to established specifications. These specifications are to be used as guidelines for the selection of hose to meet the specified criteria of each application. However, these established specifications are not intended to predict the performance of a Kanaflex product in any particular application.

Since application criteria vary, Kanaflex makes no recommendation of our products for use in a particular application. The distributor and final customer of the product should determine the acceptability of use of the product. Therefore, the distributor and customer will assume all responsibility regarding the proper selection and resultant success of Kanaflex products used for any application.

## Claims

All claims on Kanaflex products must be reported to Kanaflex immediately. Kanaflex will forward a claim form and all information requested on the form is to be inserted and returned to Kanaflex. Kanaflex will request either the entire amount of product in question or sections of the product. The returned product must be labeled clearly and sent to the attention of the Kanaflex staff member responsible for receipt of the claim information. All additional product in question must be retained until a final determination is made regarding the claim.

Upon receipt of the requested material, Kanaflex will determine if the product meets all requirements as stated within our WARRANTY and then send notification as to the determination of the claim.

Often, the exact cause of failures cannot be determined. Kanaflex may suggest possible causes in an effort to prevent future failures.

## Returned Goods Policy

The following guidelines must be met for acceptance of returned product:

1. Contact Kanaflex Customer Service department for return authorization.
2. Product must have been purchased within the last 90 days.
3. Only standard products, in standard lengths may be returned.
4. Merchandise must be sent back freight prepaid.
5. Merchandise must reach Kanaflex in good condition so that it may be resold. Damaged goods will be refused.
6. Restocking fee will apply.

## Warranty

Every KANAFLEX hose is thoroughly inspected and tested before leaving the factory and is warranted to be free from defects in material and workmanship at the time of shipment by Kanaflex. Should any trouble develop within ninety (90) days of the date of shipment, please notify the manufacturer and obtain a written authorization for return. If an inspection by the manufacturer shows the trouble to be caused by defects in material or workmanship, Kanaflex will replace such merchandise at no charge, freight prepaid.

THIS WARRANTY IS THE SOLE AND EXCLUSIVE WARRANTY OF KANAFLEX AND IS IN LIEU OF ALL OTHER WARRANTIES, EXPRESSED, IMPLIED, STATUTORY OR OTHERWISE CREATED UNDER APPLICABLE LAW INCLUDING, BUT NOT LIMITED TO, ANY IMPLIED WARRANTY OF MERCHANTABILITY OR FITNESS FOR A PARTICULAR PURPOSE. IN NO EVENT SHALL KANAFLEX BE LIABLE FOR SPECIAL, INCIDENTAL OR CONSEQUENTIAL DAMAGES, OR FOR LOSS OF PROFITS.

This warranty shall not apply (1) in the event the hose has been abused or involved in an accident; (2) in the event of misuse (such as subjecting the hose to pressure beyond rated capacity, exceeding minimum bending radius specifications or transfer of materials not recommended by the manufacturer); (3) in the event of damage caused by insects and/or rodents.

Notes:



Vernon Hills, Illinois: Headquarters/Plant

### **HEADQUARTERS/PLANT**

800 Woodlands Parkway  
Vernon Hills, IL 60061  
(847) 634-6100  
FAX (847) 634-6249

### **PLANT**

750 West Manville  
Compton, CA 90220

### **WAREHOUSE**

5990-1/2 Griggs Road  
Houston, TX 77023

[www.kanaflexcorp.com](http://www.kanaflexcorp.com)

**Distributed by:**

