

Z-PAK® SERIES

High Efficiency Rigid Cell

- Synthetic or Fiberglass Media Available
- Injection Molded Pleat Separators
- Header or Box Styles
- High Dust Holding Capacity
- Ideal for VAV Systems

FEATURES

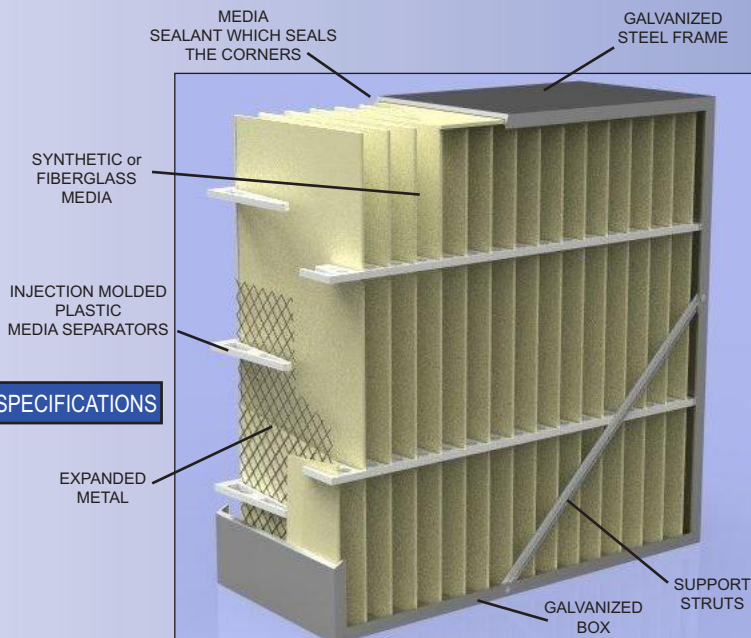


Glasfloss Z-Pak air filters are designed for medium and high efficiency applications and offer superior service life. The Z-Pak's total rigid construction makes it ideal for variable air volume systems (VAV), where changes in air flow can have an adverse affect on non-rigid type filters. Z-Pak filters are available with fiberglass or synthetic media in four efficiency performance levels: 40-45%, 60-65%, 80-85% and 90-95%. The Z-Pak is available in a variety of filter face dimensions with two optional depths.

The Glasfloss Z-Pak Series frame shall be a rigid construction of 26 gauge galvanized steel. A heavy gauge, galvanized steel header is optional for the Z-Pak Series. The media shall be a high density synthetic fiber or a microfine glass fiber. The filter media pack shall be constructed by pleating a continuous sheet of media into uniform spaced pleats, which are separated by flame retardant, injection molded plastic media separators. A heavy-duty expanded metal reinforcement shall be laminated to the air exit side of the media by a thermo-setting adhesive to maintain continuity of the radial pleats. The expanded metal shall be galvanized to resist rust and corrosion. Metal vertical brackets shall be utilized to stabilize the media pack and prevent air bypass. The air entry and air exit side shall be fitted with two 26 gauge support struts. The pleated media ends are sealed to the top and bottom of the metal frame to prevent air bypass. Gasket material, 3/4" in width and 1/4" in thickness, is optional. Glasfloss Z-Pak series filters shall be rated to withstand temperatures up to 180 degrees Fahrenheit. Glasfloss Z-Pak filters shall be Classified under U.L. std. 900.



SPECIFICATIONS



Efficiency	40-45%	60-65%	80-85%	90-95%
MERV	9	11	13	14

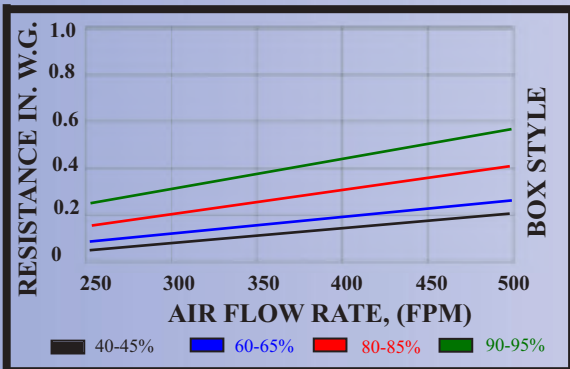
Z-PAK SYNTHETIC SERIES

BASE MODEL NUMBER	SIZE W x H x D NOMINAL	SIZE W x H x D EXACT	RATED VELOCITY FPM	INITIAL RESIST. IN. W.G.		FINAL RESIST. IN. WG.	MEDIA SQUARE FEET
				BOX	HEADER		
90-95% Efficiency - MERV 14							
ZPS242412	24 X 24 X 12	23-3/8 X 23-3/8 X 11-1/2	500	.55	.65	1.50	58.33
ZPS122412	12 X 24 X 12	11-3/8 X 23-3/8 X 11-1/2	500	.55	.65	1.50	29.17
ZPS202012	20 X 20 X 12	19-3/8 X 19-3/8 X 11-1/2	500	.55	.65	1.50	42.66
ZPS202412	20 X 24 X 12	19-3/8 X 23-3/8 X 11-1/2	500	.55	.65	1.50	47.40
ZPS252012	25 X 20 X 12	24-3/8 X 19-3/8 X 11-1/2	500	.55	.65	1.50	55.78
ZPS24246	24 X 24 X 6	23-3/8 X 23-3/8 X 5-7/8	250	.29	.37	1.50	26.39
ZPS12246	12 X 24 X 6	11-3/8 X 23-3/8 X 5-7/8	250	.29	.37	1.50	13.20
ZPS20206	20 X 20 X 6	19-3/8 X 19-3/8 X 5-7/8	250	.29	.37	1.50	19.30
ZPS20246	20 X 24 X 6	19-3/8 X 23-3/8 X 5-7/8	250	.29	.37	1.50	21.45
ZPS25206	25 X 20 X 6	24-3/8 X 19-3/8 X 5-7/8	250	.29	.37	1.50	25.24
80-85% Efficiency - MERV 13							
ZPS242412	24 X 24 X 12	23-3/8 X 23-3/8 X 11-1/2	500	.40	.54	1.50	58.33
ZPS122412	12 X 24 X 12	11-3/8 X 23-3/8 X 11-1/2	500	.40	.54	1.50	29.17
ZPS202012	20 X 20 X 12	19-3/8 X 19-3/8 X 11-1/2	500	.40	.54	1.50	42.66
ZPS202412	20 X 24 X 12	19-3/8 X 23-3/8 X 11-1/2	500	.40	.54	1.50	47.40
ZPS252012	25 X 20 X 12	24-3/8 X 19-3/8 X 11-1/2	500	.40	.54	1.50	55.78
ZPS24246	24 X 24 X 6	23-3/8 X 23-3/8 X 5-7/8	250	.22	.28	1.50	26.39
ZPS12246	12 X 24 X 6	11-3/8 X 23-3/8 X 5-7/8	250	.22	.28	1.50	13.20
ZPS20206	20 X 20 X 6	19-3/8 X 19-3/8 X 5-7/8	250	.22	.28	1.50	19.30
ZPS20246	20 X 24 X 6	19-3/8 X 23-3/8 X 5-7/8	250	.22	.28	1.50	21.45
ZPS25206	25 X 20 X 6	24-3/8 X 19-3/8 X 5-7/8	250	.22	.28	1.50	25.24
60-65% Efficiency - MERV 11							
ZPS242412	24 X 24 X 12	23-3/8 X 23-3/8 X 11-1/2	500	.24	.34	1.50	58.33
ZPS122412	12 X 24 X 12	11-3/8 X 23-3/8 X 11-1/2	500	.24	.34	1.50	29.17
ZPS202012	20 X 20 X 12	19-3/8 X 19-3/8 X 11-1/2	500	.24	.34	1.50	42.66
ZPS202412	20 X 24 X 12	19-3/8 X 23-3/8 X 11-1/2	500	.24	.34	1.50	47.40
ZPS252012	25 X 20 X 12	24-3/8 X 19-3/8 X 11-1/2	500	.24	.34	1.50	55.78
ZPS24246	24 X 24 X 6	23-3/8 X 23-3/8 X 5-7/8	250	.14	.22	1.50	26.39
ZPS12246	12 X 24 X 6	11-3/8 X 23-3/8 X 5-7/8	250	.14	.22	1.50	13.20
ZPS20206	20 X 20 X 6	19-3/8 X 19-3/8 X 5-7/8	250	.14	.22	1.50	19.30
ZPS20246	20 X 24 X 6	19-3/8 X 23-3/8 X 5-7/8	250	.14	.22	1.50	21.45
ZPS25206	25 X 20 X 6	24-3/8 X 19-3/8 X 5-7/8	250	.14	.22	1.50	25.24
40-45% Efficiency - MERV 9							
ZPS242412	24 X 24 X 12	23-3/8 X 23-3/8 X 11-1/2	500	.20	.25	1.50	58.33
ZPS122412	12 X 24 X 12	11-3/8 X 23-3/8 X 11-1/2	500	.20	.25	1.50	29.17
ZPS202012	20 X 20 X 12	19-3/8 X 19-3/8 X 11-1/2	500	.20	.25	1.50	42.66
ZPS202412	20 X 24 X 12	19-3/8 X 23-3/8 X 11-1/2	500	.20	.25	1.50	47.40
ZPS252012	25 X 20 X 12	24-3/8 X 19-3/8 X 11-1/2	500	.20	.25	1.50	55.78
ZPS24246	24 X 24 X 6	23-3/8 X 23-3/8 X 5-7/8	250	.11	.16	1.50	26.39
ZPS12246	12 X 24 X 6	11-3/8 X 23-3/8 X 5-7/8	250	.11	.16	1.50	13.20
ZPS20206	20 X 20 X 6	19-3/8 X 19-3/8 X 5-7/8	250	.11	.16	1.50	19.30
ZPS20246	20 X 24 X 6	19-3/8 X 23-3/8 X 5-7/8	250	.11	.16	1.50	21.45
ZPS25206	25 X 20 X 6	24-3/8 X 19-3/8 X 5-7/8	250	.11	.16	1.50	25.24

Tolerances shall be +/- 1/16" for width and height. The frame depth shall not exceed 5-7/8" and 11-1/2". All special sizes will be undersized 1/4" unless specified otherwise. Header thickness shall be 13/16". Performance values based on ASHRAE and in-house testing methods.

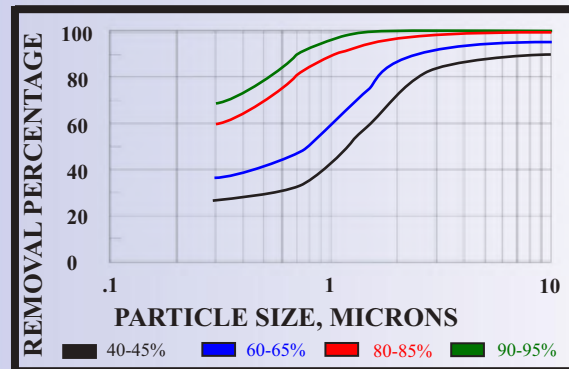
STANDARD PRESSURE DROP

Test Filter Size 24" x 24" x 12" Nominal



MINIMUM PARTICLE SIZE EFFICIENCY

Test Filter Size 24" x 24" x 12" Nominal



"Serving You With Locations Throughout The Nation"

Glasfloss has a policy of uninterrupted research, development and product improvement and reserves the right to change design and specifications without notice.

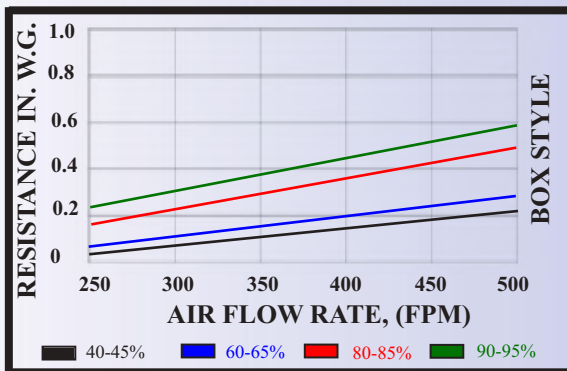
Z-PAK FIBERGLASS SERIES

BASE MODEL NUMBER	SIZE W x H x D NOMINAL	SIZE W x H x D EXACT	RATED VELOCITY FPM	INITIAL RESIST. IN. W.G.		FINAL RESIST. IN. W.G.	MEDIA SQUARE FEET
				BOX	HEADER		
90-95% Efficiency - MERV 14							
ZPK242412	24 X 24 X 12	23-3/8 X 23-3/8 X 11-1/2	500	0.59	0.70	1.50	58.33
ZPK122412	12 X 24 X 12	11-3/8 X 23-3/8 X 11-1/2	500	0.59	0.70	1.50	29.17
ZPK202012	20 X 20 X 12	19-3/8 X 19-3/8 X 11-1/2	500	0.59	0.70	1.50	42.66
ZPK202412	20 X 24 X 12	19-3/8 X 23-3/8 X 11-1/2	500	0.59	0.70	1.50	47.40
ZPK252012	25 X 20 X 12	24-3/8 X 19-3/8 X 11-1/2	500	0.59	0.70	1.50	55.78
ZPK24246	24 X 24 X 6	23-3/8 X 23-3/8 X 5-7/8	250	0.31	0.41	1.50	26.39
ZPK12246	12 X 24 X 6	11-3/8 X 23-3/8 X 5-7/8	250	0.31	0.41	1.50	13.20
ZPK20206	20 X 20 X 6	19-3/8 X 19-3/8 X 5-7/8	250	0.31	0.41	1.50	19.30
ZPK20246	20 X 24 X 6	19-3/8 X 23-3/8 X 5-7/8	250	0.31	0.41	1.50	21.45
ZPK25206	25 X 20 X 6	24-3/8 X 19-3/8 X 5-7/8	250	0.31	0.41	1.50	25.24
80-85% Efficiency - MERV 13							
ZPK242412	24 X 24 X 12	23-3/8 X 23-3/8 X 11-1/2	500	0.48	0.58	1.50	58.33
ZPK122412	12 X 24 X 12	11-3/8 X 23-3/8 X 11-1/2	500	0.48	0.58	1.50	29.17
ZPK202012	20 X 20 X 12	19-3/8 X 19-3/8 X 11-1/2	500	0.48	0.58	1.50	42.66
ZPK202412	20 X 24 X 12	19-3/8 X 23-3/8 X 11-1/2	500	0.48	0.58	1.50	47.40
ZPK252012	25 X 20 X 12	24-3/8 X 19-3/8 X 11-1/2	500	0.48	0.58	1.50	55.78
ZPK24246	24 X 24 X 6	23-3/8 X 23-3/8 X 5-7/8	250	0.26	0.35	1.50	26.39
ZPK12246	12 X 24 X 6	11-3/8 X 23-3/8 X 5-7/8	250	0.26	0.35	1.50	13.20
ZPK20206	20 X 20 X 6	19-3/8 X 19-3/8 X 5-7/8	250	0.26	0.35	1.50	19.30
ZPK20246	20 X 24 X 6	19-3/8 X 23-3/8 X 5-7/8	250	0.26	0.35	1.50	21.45
ZPK25206	25 X 20 X 6	24-3/8 X 19-3/8 X 5-7/8	250	0.26	0.35	1.50	25.24
60-65% Efficiency - MERV 11							
ZPK242412	24 X 24 X 12	23-3/8 X 23-3/8 X 11-1/2	500	.32	.48	1.50	58.33
ZPK122412	12 X 24 X 12	11-3/8 X 23-3/8 X 11-1/2	500	.32	.48	1.50	29.17
ZPK202012	20 X 20 X 12	19-3/8 X 19-3/8 X 11-1/2	500	.32	.48	1.50	42.66
ZPK202412	20 X 24 X 12	19-3/8 X 23-3/8 X 11-1/2	500	.32	.48	1.50	47.40
ZPK252012	25 X 20 X 12	24-3/8 X 19-3/8 X 11-1/2	500	.32	.48	1.50	55.78
ZPK24246	24 X 24 X 6	23-3/8 X 23-3/8 X 5-7/8	250	.21	.28	1.50	26.39
ZPK12246	12 X 24 X 6	11-3/8 X 23-3/8 X 5-7/8	250	.21	.28	1.50	13.20
ZPK20206	20 X 20 X 6	19-3/8 X 19-3/8 X 5-7/8	250	.21	.28	1.50	19.30
ZPK20246	20 X 24 X 6	19-3/8 X 23-3/8 X 5-7/8	250	.21	.28	1.50	21.45
ZPK25206	25 X 20 X 6	24-3/8 X 19-3/8 X 5-7/8	250	.21	.28	1.50	25.24
40-45% Efficiency - MERV 9							
ZPK242412	24 X 24 X 12	23-3/8 X 23-3/8 X 11-1/2	500	.22	.27	1.50	58.33
ZPK122412	12 X 24 X 12	11-3/8 X 23-3/8 X 11-1/2	500	.22	.27	1.50	29.17
ZPK202012	20 X 20 X 12	19-3/8 X 19-3/8 X 11-1/2	500	.22	.27	1.50	42.66
ZPK202412	20 X 24 X 12	19-3/8 X 23-3/8 X 11-1/2	500	.22	.27	1.50	47.40
ZPK252012	25 X 20 X 12	24-3/8 X 19-3/8 X 11-1/2	500	.22	.27	1.50	55.78
ZPK24246	24 X 24 X 6	23-3/8 X 23-3/8 X 5-7/8	250	.13	.18	1.50	26.39
ZPK12246	12 X 24 X 6	11-3/8 X 23-3/8 X 5-7/8	250	.13	.18	1.50	13.20
ZPK20206	20 X 20 X 6	19-3/8 X 19-3/8 X 5-7/8	250	.13	.18	1.50	19.30
ZPK20246	20 X 24 X 6	19-3/8 X 23-3/8 X 5-7/8	250	.13	.18	1.50	21.45
ZPK25206	25 X 20 X 6	24-3/8 X 19-3/8 X 5-7/8	250	.13	.18	1.50	25.24

Tolerances shall be +/- 1/16" for width and height. The frame depth shall not exceed 5-7/8" and 11-1/2". All special sizes will be undersized 1/4" unless specified otherwise. Header thickness shall be 13/16". Performance values based on ASHRAE and in-house testing methods.

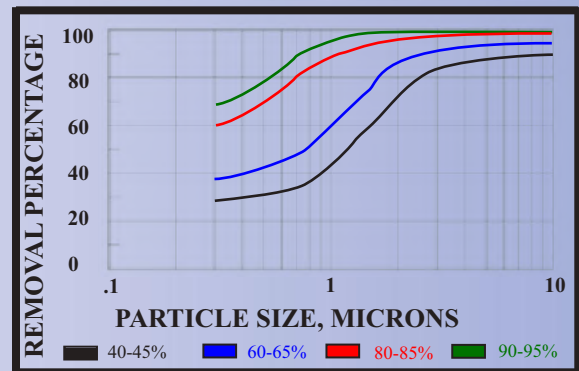
STANDARD PRESSURE DROP

Test Filter Size 24" x 24" x 12" Nominal



MINIMUM PARTICLE SIZE EFFICIENCY


Test Filter Size 24" x 24" x 12" Nominal



"Serving You With Locations Throughout The Nation"

Glasfloss has a policy of uninterrupted research, development and product improvement and reserves the right to change design and specifications without notice.

PART NUMBER CONFIGURATION



Z-PAK SERIES FILTERS

- High Efficiency Synthetic or Fiberglass Media
- Ideal for Variable Air Volume Systems
- 6" and 12" Depths
- Available with Box or Header Construction
- Ideal for High Humidity Applications (Synthetic Series)
- Spring Clip Holes (box style)

Glasfloss Z-PAK Series incorporates media that is color coded to identify efficiency:

90-95% Yellow	
80-85% Pink	
60-65% Orange	
40-45%*	

*Tan/Yellow (Fiberglass), White (Synthetic)



Distributed by:



"Serving You With Locations Throughout The Nation"