

Chemical

Suction & Discharge

H0060 ARMORCAT™ Corrugated Petrochemical	C-6
H0554 ARMORCAT™ Petrochemical	C-7
H0599 CHEMCAT™ Corrugated Petrochemical	C-8
H0523 CHEMCAT™ Petrochemical	C-9
H0661 COUGAR™ Corrugated	C-10
H8359 PANTHER™ Chemical	C-11
H0615 Corrugated Green CROSS-LINKED™	C-12
H0378 Green CROSS-LINKED™	C-13
H0345 TIGER™ Chemical S & D	C-14

Discharge

H9699 ALLEYCAT™ Hot Liquid	C-15
H0346 LEOPARD™ Chemical Discharge	C-16

Specialty

H1941 & H1942 NYALL™	C-17
H1561 CHEMFORCE™	C-18



Suction & Discharge

H0060 ARMORCAT™ Corrugated Petrochemical page C-6

Application: Transfer of acids, chemicals, solvents, and petroleum products; Loading and unloading, pumping, suction, or gravity flow discharge

Tube: UHMW-PE FDA-approved material

Reinforcement: 2-wire braid, dual stainless steel static wire

Cover: Corrugated EPDM

Temp: -40°C to +121°C, (-40°F to +250°F) *Intermittent

Pressure: 35 bar / 500 psi

H0554 ARMORCAT™ Petrochemical page C-7

Application: Transfer of acids, chemicals, solvents, and petroleum products; Loading and unloading, pumping, suction, or gravity flow discharge

Tube: UHMW-PE FDA-approved material

Reinforcement: 2-wire braid, dual stainless steel static wire, and helical wire

Cover: EPDM

Temp: -40°C to +121°C, (-40°F to +250°F) *Intermittent

Pressure: 35 bar / 500 psi

H0599 CHEMCAT™ Corrugated Petrochemical page C-8

Application: Transfer of acids, chemicals, solvents, and petroleum products; Loading and unloading, pumping, suction, or gravity flow discharge

Tube: UHMW-PE FDA-approved material

Reinforcement: 2-ply fiber with dual helical wire

Cover: Corrugated EPDM

Temp: -40°C to +121°C, (-40°F to +250°F) *Intermittent

Pressure: 12,1–20,7 bar / 175-300 psi

H0523 CHEMCAT™ Petrochemical page C-9

Application: Transfer of acids, chemicals, solvents, and petroleum products, and food transfer

Tube: UHMW-PE FDA-approved material

Reinforcement: 2-ply fiber and dual helical wires

Cover: EPDM

Temp: -40°C to +121°C, (-40°F to +250°F) *Intermittent

Pressure: 12,1–20,7 bar / 175-300 psi

H0661 COUGAR™ Corrugated page C-10

Application: In-plant transfer of chemicals, alcohols, acids and petroleum

Tube: CPE

Reinforcement: 2-ply fiber with helical wire

Cover: EPDM

Temp: -43°C to +135°C, (-45°F to +275°F)

Pressure: 12,1 bar / 175 psi

H8359 PANTHER™ Chemical page C-11

Application: Transfer of acids, chemicals, solvents and petroleum products

Tube: XLPE

Reinforcement: 2-ply fiber with helical wire

Cover: EPDM

Temp: -43°C to +66°C, (-45°F to +150°F)

Pressure: 12,1–17,2 bar / 175-250 psi

H0615 Corrugated Green CROSS-LINKED™ page C-12

Application: Transfer of acids, chemicals, solvents, and petroleum products; Loading and unloading, pumping, suction, or gravity flow discharge

Tube: XLPE

Reinforcement: 2-ply fiber with helical wire

Cover: Corrugated EPDM

Temp: -43°C to +66°C, (-45°F to +150°F)

Pressure: 12,1–17,2 bar / 175-250 psi

H0378 Green CROSS-LINKED™ page C-13

Application: Transfer of acids, chemicals, solvents, and petroleum products; Loading and unloading, pumping, suction, or gravity flow discharge

Tube: XLPE

Reinforcement: 2-ply fiber, with helical wire

Cover: EPDM

Temp: -43°C to +66°C, (-45°F to +150°F)

Pressure: 12,1–17,2 bar / 175-250 psi

H0345 TIGER™ Chemical S & D page C-14

Application: Transfer of acids, chemicals, solvents, and petroleum products; loading and unloading, pumping, suction, or gravity flow discharge

Tube: EPDM

Reinforcement: 2-ply fiber with helical wire

Cover: EPDM

Temp: -43°C to +82°C, (-45°F to +180°F)

Pressure: 10,5 bar / 150 psi

Discharge

H9699 ALLEYCAT™ Hot Liquid

page C-15



Application: For inplant transfer of cleaning solutions
Tube: EPDM
Reinforcement: 2-wire braid with anti-static wire
Cover: EPDM
Temp: -40°C to +149°C, (-40°F to +300°F)
Pressure: 41 bar / 600 psi

H0346 LEOPARD™ Chemical Discharge

page C-16



Application: Transfer of acids, chemicals, solvents, and petroleum products; loading and unloading, pumping, suction, or gravity flow discharge
Tube: EPDM
Reinforcement: 2-ply fiber
Cover: EPDM
Temp: -43°C to +82°C, (-45°F to +180°F)
Pressure: 7,0-10,5 bar / 100-150 psi

Specialty

H1941 & H1942 NYALL™

page C-17



Application: Spray pesticides, fertilizers and paint
Tube: Nylon
Reinforcement: 1- or 2-fiber braid
Cover: Neoprene or Vinyl Nitrile
Temp: -34°C to +71°C, (+30°F to +160°F)
Pressure: 35-52 bar / 500-750 psi

H1561 CHEMFORCE™

page C-18



Application: Spray pesticides, fertilizers and paint
Tube: PVC/Polyurethane blend
Reinforcement: 4-spiral fiber
Cover: PVC
Temp: -9°C to +71°C, (+15°F to +160°F)
Pressure: 41 bar / 600 psi

Chemical

Introduction and Safety Information



Remove the Guesswork from Selecting, Buying and Using Critical Application Hose

- When you're handling easily contaminated or hazardous material it is critical to select the proper hose. The high visibility branding and color coding removes the guess work for hose selection.

Environmental Resistance

- The tube and cover materials of Eaton Industrial hose products are designed to assure maximum hose life at a superior value to the customer. Specialty service Eaton hoses are sophisticated transfer products for demanding jobs. Exceptional aging, weathering and heat resistant properties keep the hose flexible and easy to use.

Variety and Selection

- Eaton offers a variety of choices to meet all of your chemical needs. Whether you need a color coded system, flexibility, or wide chemical tolerances, Eaton can meet your needs.

Chemical Hose Safety Information

Important!

⚠ WARNING: A failure of chemical hose in service can result in serious injury, death, or damage to property.

All chemical hose manufacturers recommend specific hose constructions to handle various chemicals.

IF AFTER CAREFUL REVIEW OF THE CHEMICAL RESISTANCE CHART FOUND IN THIS CATALOG, YOU HAVE ANY QUESTIONS ABOUT PROPER SELECTION OF THE HOSE, DO NOT USE OR RECOMMEND THE HOSE WITHOUT FIRST CONSULTING EATON FOR TECHNICAL ASSISTANCE. IF YOU DO NOT HAVE A MOST RECENT COPY, CONTACT CUSTOMER SUPPORT AT 1-888-258-0222. FOR GLOBAL SUPPORT, CONTACT YOUR LOCAL EATON REPRESENTATIVE.

The chemical resistance chart lists the more commonly used materials, chemicals, solvents, oils, etc. The recommendations are based on room temperature and pressure conditions normally recommended for the particular type of hose being used. Where conditions beyond this can be met readily, they have been so indicated; where conditions are not normal and cannot be readily met, Eaton should always be consulted. The chart does not imply conformance to the Food & Drug Administration requirements or Federal or State Laws when handling food products. The list of chemicals is offered as a guide to the chemical resistance properties of the tube material of the hoses shown. It should be used as a guide only, as the degree of resistance of any elastomer with a particular fluid depends upon such variables

as temperature, concentration, pressure conditions, velocity of flow, duration of exposure, aeration, stability of the fluid, etc. Therefore, when in doubt, it is advisable not to use the hose and you should contact your Eaton representative for assistance. Do not use chemical hose at temperatures or pressures above those recommended by the manufacturer. All operators must be thoroughly trained in the care and use of this hose and must at all times wear protective clothing. A hose or system failure could cause the release of a poisonous, corrosive or flammable material.

⚠ WARNING: If cover blisters exist, be careful not to pop them. If the hose was damaged in such a way that material was allowed to leak between the cover and inner tube, the blisters may contain this material. If the material is hazardous and splatters when the blisters are popped, it could cause serious physical injury.

⚠ WARNING: Failure to properly follow the manufacturer's recommended procedures for the care, maintenance, and storage of a particular hose may result in its failure to perform in the manner intended and may result in serious injury, death, or damage to property.

⚠ WARNING: Testing can be dangerous and should be done only by trained personnel using proper tools and procedures. Failure to follow such procedures might result in serious injury, death, or damage to property.

Chemical Service Hose Maintenance, Testing and Inspection

Foreword

The object of the following procedures is to detect any weakness in a hose assembly before the weakness causes failure of a hose in service. While these testing and inspection procedures may be applied to any hose, the periodic testing and inspection procedures outlined herein are mandatory for all hoses.

Rules for proper selection, handling, use and storage of hose are to be carefully followed. It is imperative that hose, while in storage or in service, not be subjected to any form of abuse such as kinking, exposure to an environment involving extremes of temperature, corrosive or oxidizing fumes or liquids, oils and solvents, ozone, etc. The procedures outlined in the ARPM Hose Handbook, Chapter IX, Care, Maintenance and Storage of Hose should be followed carefully.

Scope

This procedure is intended as a guide for the inspection, maintenance, and testing of chemical hose. It covers hose containing carcass reinforcements of woven fiber fabric; fiber cords; fiber or wire braids; flat, oval or round wire helix; spiral wire or cable; or any combinations of these reinforcements. Chemical hose is available with various types of ends or, where specified, suitable metal fittings.

Handling

Crushing or kinking of the hose can cause severe damage to the reinforcement. Care should be exercised to prevent mishandling.

Do not drag the hose or lift large bore hose from the middle of its length with the ends hanging down. Limit the curvature of the hose to the bend radius recommended by the manufacturer and avoid sharp bends at the end fittings and at manifold connections.

Operation

Important: Personnel involved in an operation using chemical hose must use safety precautions such as wearing eye or face protection, rubber gloves, boots, and other types of protective clothing.

Pressures and temperatures are to be monitored to see that the hose is not exposed to conditions above specified limits. Exceeding specified limits could injure the hose and result in damage to property and serious bodily harm.

Never allow chemicals to drip on the exterior of a hose or allow hose to lay in a pool of chemicals since the hose cover may not have the chemical resistance of the tube. Should a corrosive material come in contact with the reinforcing material, early failure could result.

If kinking or crushing occurs, examine the hose carefully, and, if the outside diameter is reduced 5% to 20%, the hose must be immediately subjected to the Hydrostatic Pressure Test and Examination. If the reduction in diameter is more than 20%, retire the hose from service.

Care must be taken when different chemicals are conveyed in the same hose; the chemicals may react and shorten the service life of the hose. When it is impractical to disconnect the hose line after use, drain any remaining chemical from the hose.

Storage

Before placing chemical hose in storage, the hose must be completely drained and any potentially explosive vapors or corrosive residues flushed out.

⚠ WARNING: EXTREME CARE MUST BE TAKEN WHEN FLUSHING OUT A CHEMICAL HOSE WITH WATER; SOME CHEMICALS, SUCH AS CONCENTRATED ACIDS, MAY REACT WITH WATER AND CAUSE SPATTERING WHICH COULD RESULT IN SERIOUS INJURY TO EYES OR OTHER AREAS OF THE BODY.

When flushing a hose, disposal of the effluent must be made in such a manner that environmental problems are not created.

Chemical hose should be stored so that air can circulate through it. This procedure helps extend the life of the hose. Hose should be stored in a cool, dark, dry place at a temperature less than 100°F (38°C).

Frequency of Inspection and Pressure Testing When chemical hose is used in bulk transfer service, it shall be visually inspected daily and hydrostatically tested every 90 days. The details of the examination and testing are listed in this catalog. An inspection card and recording system should be adopted for chemical hose used in dock applications.

⚠ WARNING: Consult with the coupling manufacturer to make sure you choose the correct coupling and proper assembly for the application. Such matching of hose and couplings, and assembling of couplings, should be performed only by trained personnel using proper tools and procedures. Failure to follow manufacturer's instructions or failure to use trained personnel may result in serious bodily injury and/or property damage.


⚠ WARNING: Never use a hose to transfer material it is not specifically meant to transfer. Doing so could deteriorate the hose and result in leaking, hose bursting, or end blow-offs. This could lead to serious personal injury or death. Always transfer material in a hose that is designed specifically to transfer that material. This information is listed in this catalog.

⚠ WARNING: Kinks can cause hose to burst, leading to bodily harm.

This information taken from the ARPM, Hose Technical Information Sub Committee, IP-11-7 Chemical Hose, Copyright 1979, Revised 1987. (202) 682-1338

Chemical

Suction & Discharge

 Refer to warnings and safety information on pages M-1 – M-15.

Use of damaged hose or improper use may result in bodily injury or property damage. Please consult Eaton catalog or Technical Support for proper application.

H0060

ARMORCAT™ Corrugated Petrochemical



Construction:

Tube: UHMW-PE
FDA-approved material

Reinforcement: 2-wire braid, dual stainless steel anti-static wire

Cover: Corrugated EPDM

Operating Temperature:

-40°C to +121°C
(-40°F to +250°F)
WARNING: Intermittent

Application:

- For transfer of acids, chemicals, solvents, and petroleum products
- Loading and unloading, pumping, suction, or gravity flow discharge

Markets:


- Chemical petroleum industry
- In-plant transfers
- Tank truck
- Paper/pulp industry
- Bulk hauling
- Oil and gas exploration

Type of Couplings:

- Cam and groove
- Combination nipple
- Male NPT

Contact coupling manufacturer for other coupling recommendations including proper metal selection (stainless, aluminum, brass etc.) and attachment procedure with crimp specifications.

# Part No.	Hose I.D.		Hose O.D.		Max Operating Pressure		Burst Pressure		Minimum Bend Radius		Vacuum		Weight		Length		
	DN	mm	in	mm	in	bar	psi	bar	psi	mm	in	kPa	in/Hg	kg/m	lbs/ft	mtr	ft
H006032-100	51	50,8	2.00	65,9	2.59	35	500	138	2000	254,0	12.0	94,8	28	2,31	1.55	30,5	100
H006032-150	51	50,8	2.00	65,9	2.59	35	500	138	2000	254,0	12.0	94,8	28	2,31	1.55	45,7	150

 Elevated temperatures can change chemical resistance ratings. Please refer to the Chemical Compatibility information prior to use. Factors such as concentration, fluid contamination, and extreme temperatures may affect these performance specification. Please consult Eaton catalog or Technical Support for proper application.

H0554

ARMORCAT™ Petrochemical



Construction:

Tube: UHMW-PE
FDA-approved material

Reinforcement: 2-wire braid, dual stainless steel anti-static wire, 3.00" and 4.00" helical wire

Cover: EPDM

Operating Temperature:

-40°C to +121°C
(-40°F to +250°F)

WARNING: Intermittent

Application:

- For transfer of acids, chemicals, solvents, and petroleum products
- Loading and unloading, pumping, suction, or gravity flow discharge

Markets:

- Chemical petroleum industry
- In-plant transfers
- Tank truck
- Paper/pulp industry
- Bulk hauling
- Oil and gas exploration

Type of Couplings:

- Cam and groove
- Combination nipple
- Male NPT


Contact coupling manufacturer for other coupling recommendations including proper metal selection (stainless, aluminum, brass etc.) and attachment procedure with crimp specifications.

# Part No.	Hose I.D.			Hose O.D.		Max Operating Pressure		Burst Pressure		Minimum Bend Radius		Vacuum		Weight		Length	
	DN	mm	in	mm	in	bar	psi	bar	psi	mm	in	kPa	in/Hg	kg/m	lbs/ft	mtr	ft
H055416	25	25,4	1.00	38,7	1.52	35,0	500	138	2000	152,4	6.00	94,8	28	0,82	0.55	15,2	50
H055416-150	25	25,4	1.00	38,7	1.52	35,0	500	138	2000	152,4	6.00	94,8	28	0,82	0.55	45,7	150
H055424-150	38	38,1	1.50	50,0	1.97	35,0	500	138	2000	203,2	8.00	94,8	28	1,44	0.97	45,7	150
H055432	51	50,8	2.00	65,9	2.59	35,0	500	138	2000	254,0	14.00	94,8	28	2,31	1.55	15,2	50
H055432-100	51	50,8	2.00	65,9	2.59	35,0	500	138	2000	254,0	14.00	94,8	28	2,31	1.55	30,5	100
H055448	80	76,2	3.00	95,3	3.75	35,0	500	138	2000	558,8	22.00	94,8	28	3,44	2.31	15,2	50
H055448-150	80	76,2	3.00	95,3	3.75	35,0	500	138	2000	558,8	22.00	94,8	28	3,44	2.31	45,7	150
H055464-150	102	101,6	4.00	121,2	4.77	35,0	500	138	2000	558,8	22.00	94,8	28	6,28	4.22	45,7	150

▲ Elevated temperatures can change chemical resistance ratings. Please refer to the Chemical Compatibility information prior to use. Factors such as concentration, fluid contamination, and extreme temperatures may affect these performance specification. Please consult Eaton catalog or Technical Support for proper application.

Chemical

Suction & Discharge

 Refer to warnings and safety information on pages M-1 – M-15.

Use of damaged hose or improper use may result in bodily injury or property damage. Please consult Eaton catalog or Technical Support for proper application.

H0599

CHEMCAT™ Corrugated Petrochemical



Construction:

Tube: UHMW-PE
FDA-approved material

Reinforcement: 2-ply fiber with dual helical wire

Cover: Corrugated EPDM

Operating Temperature:

-40°C to +121°C
(-40°F to +250°F)
WARNING: Intermittent

Application:

- For transfer of acids, chemicals, solvents, and petroleum products
- Loading and unloading, pumping, suction, or gravity flow discharge

Markets:


- Chemical petroleum industry
- In-plant transfers
- Tank truck
- Paper/pulp industry
- Bulk hauling
- Oil and gas exploration

Type of Couplings:

- Cam and groove
- Combination nipple
- Male NPT

Contact coupling manufacturer for other coupling recommendations including proper metal selection (stainless, aluminum, brass etc.) and attachment procedure with crimp specifications.

# Part No.	Hose I.D.		Hose O.D.		Max Operating Pressure		Burst Pressure		Minimum Bend Radius		Vacuum		Weight		Length		
	DN	mm	in	mm	in	bar	psi	bar	psi	mm	in	kPa	in/Hg	kg/m	lbs/ft	mtr	ft
H059916-150	25	25,4	1.00	38,9	1.53	20,7	300	83,0	1200	76,2	3.00	94,8	28	0,82	0.55	45,7	150
H059920-150	31	31,8	1.25	47,6	1.87	20,7	300	83,0	1200	101,6	4.00	94,8	28	1,00	0.67	45,7	150
H059924	38	38,1	1.50	54,0	2.13	20,7	300	83,0	1200	101,6	4.00	94,8	28	1,32	0.89	15,2	50
H059924-100	38	38,1	1.50	54,0	2.13	20,7	300	83,0	1200	101,6	4.00	94,8	28	1,32	0.89	30,5	100
H059932	51	50,8	2.00	67,0	2.64	20,7	300	83,0	1200	127,0	5.00	94,8	28	1,73	1.16	15,2	50
H059932-100	51	50,8	2.00	67,0	2.64	20,7	300	83,0	1200	127,0	5.00	94,8	28	1,73	1.16	30,5	100
H059948	80	76,2	3.00	92,2	3.63	20,7	250	70,0	1000	165,1	6.50	94,8	28	2,50	1.68	15,2	50
H059948-100	80	76,2	3.00	92,2	3.63	20,7	250	70,0	1000	165,1	6.50	94,8	28	2,50	1.68	30,5	100
H059964-150	102	101,6	4.00	118,7	4.67	12,1	175	48,0	700	241,3	9.50	94,8	28	3,36	2.26	45,7	150

 Elevated temperatures can change chemical resistance ratings. Please refer to the Chemical Compatibility information prior to use. Factors such as concentration, fluid contamination, and extreme temperatures may affect these performance specification. Please consult Eaton catalog or Technical Support for proper application.

H0523

CHEMCAT™ Petrochemical



Construction:

Tube: UHMW-PE
FDA-approved material

Reinforcement: 2-ply fiber
and dual helical wires

Cover: EPDM

Operating Temperature:

-40°C to +121°C
(-40°F to +250°F)
WARNING: Intermittent

Application:

- For transfer of acids, chemicals, solvents, and petroleum products
- Food transfer

Markets:

- Chemical petroleum industry
- In-plant transfers
- Tank truck
- Paper/pulp industry
- Bulk hauling
- Ship building
- Forest products

Type of Couplings:


- Cam and groove
- Combination nipple
- Male NPT

Contact coupling manufacturer for other coupling recommendations including proper metal selection (stainless, aluminum, brass etc.) and attachment procedure with crimp specifications.

# Part No.	Hose I.D.			Hose O.D.		Max Operating Pressure		Burst Pressure		Minimum Bend Radius		Vacuum		Weight		Length	
	DN	mm	in	mm	in	bar	psi	bar	psi	mm	in	kPa	in/Hg	kg/m	lbs/ft	mtr	ft
H052312XX-100	19	19,0	0.75	30,6	1.20	20,7	300	83	1200	101,6	4.00	94,8	28	0,46	0.31	30,5	100
H052316XX-100	25	25,4	1.00	38,9	1.53	20,7	300	83	1200	139,7	5.50	94,8	28	0,82	0.55	30,5	100
H052320XX-100	31	31,8	1.25	47,8	1.88	20,7	300	83	1200	152,4	6.00	94,8	28	1,00	0.67	30,5	100
H052324XX-100	38	38,1	1.50	54,1	2.13	20,7	300	83	1200	190,5	7.50	94,8	28	1,33	0.89	30,5	100
H052332XX-100	51	50,8	2.00	66,8	2.63	20,7	300	83	1200	203,2	8.00	94,8	28	1,74	1.16	30,5	100
H052340XX-100	60	63,5	2.50	79,5	3.13	20,7	300	83	1200	203,2	8.00	94,8	28	2,13	1.42	30,5	100
H052348XX-100	80	76,2	3.00	92,2	3.63	17,2	250	70	1000	228,6	9.00	94,8	28	2,52	1.68	30,5	100
H052364XX-100	102	101,6	4.00	118,6	4.67	12,1	175	48	700	381,0	15.00	94,8	28	3,39	2.26	30,5	100


* Additional lengths available on select items

** XX notes color; GN for green, PR for purple

 Elevated temperatures can change chemical resistance ratings. Please refer to the Chemical Compatibility information prior to use. Factors such as concentration, fluid contamination, and extreme temperatures may affect these performance specification. Please consult Eaton catalog or Technical Support for proper application.

Chemical

Suction & Discharge

 Refer to warnings and safety information on pages M-1 – M-15.

Use of damaged hose or improper use may result in bodily injury or property damage. Please consult Eaton catalog or Technical Support for proper application.

H0661

COUGAR™ Corrugated



Construction:

Tube: CPE

Reinforcement: 2-ply fiber with helical wire

Cover: EPDM

Operating Temperature:

-43°C to +135°C
(-45°F to +275°F)

Application:

- For in-plant transfer of chemicals, alcohols, acids and petroleum products

Markets:


- In-plant transfers
- Tank truck
- Paper/pulp industry

Type of Couplings:

- Cam and groove
- Combination nipple
- Male NPT

Contact coupling manufacturer for other coupling recommendations including proper metal selection (stainless, aluminum, brass etc.) and attachment procedure with crimp specifications.

# Part No.	Hose I.D.		Hose O.D.		Max Operating Pressure		Burst Pressure		Minimum Bend Radius		Vacuum		Weight		Length		
	DN	mm	in	mm	in	bar	psi	bar	psi	mm	in	kPa	in/Hg	kg/m	lbs/ft	mtr	ft
H066132-150	51	50,8	2.00	67,0	2.64	12,1	175	48	700	152,4	6.00	94,8	28	1,73	1.16	45,7	150
H066148-150	80	76,2	3.00	92,2	3.63	12,1	175	48	700	229,0	9.00	94,8	28	2,50	1.68	45,7	150

 Elevated temperatures can change chemical resistance ratings. Please refer to the Chemical Compatibility information prior to use. Factors such as concentration, fluid contamination, and extreme temperatures may affect these performance specification. Please consult Eaton catalog or Technical Support for proper application.

H8359

PANTHER™ Chemical



Construction:

Tube: XLPE

Reinforcement: 2-ply fiber with helical wire

Cover: EPDM

Operating Temperature:

-43°C to +66°C
(-45°F to +150°F)

Application:

- For transfer of acids, chemicals, solvents, and petroleum products

Markets:

- Chemical petroleum industry
- In-plant transfers
- Tank truck
- Paper/pulp industry
- Bulk hauling

Type of Couplings:

- Cam and groove
- Combination nipple
- Male NPT


Contact coupling manufacturer for other coupling recommendations including proper metal selection (stainless, aluminum, brass etc.) and attachment procedure with crimp specifications.

# Part No.	Hose I.D.		Hose O.D.		Max Operating Pressure		Burst Pressure		Minimum Bend Radius		Vacuum		Weight		Length		
	DN	mm	in	mm	in	bar	psi	bar	psi	mm	in	kPa	in/Hg	kg/m	lbs/ft	mtr	ft
H835916-150	25	25,4	1.00	38,9	1.53	17,2	250	70,0	1000	127,0	5.00	94,8	28	1,07	0.72	45,7	150
H835920-150	31	31,8	1.25	47,6	1.87	17,2	250	70,0	1000	203,2	8.00	94,8	28	1,28	0.86	45,7	150
H835924-150	38	38,1	1.50	54,0	2.13	17,2	250	70,0	1000	203,2	8.00	94,8	28	1,32	0.89	45,7	150
H835932-150	51	50,8	2.00	66,7	2.63	17,2	250	70,0	1000	228,6	9.00	94,8	28	1,68	1.13	45,7	150
H835940-150	60	63,5	2.50	79,4	3.13	12,1	175	48,0	700	304,8	12.00	94,8	28	2,08	1.40	45,7	150
H835948-150	80	76,2	3.00	92,1	3.63	12,1	175	48,0	700	406,4	16.00	94,8	28	2,44	1.64	45,7	150
H835964-150	102	101,6	4.00	119,1	4.69	12,1	175	48,0	700	533,4	21.00	94,8	28	3,56	2.39	45,7	150

⚠ Elevated temperatures can change chemical resistance ratings. Please refer to the Chemical Compatibility information prior to use. Factors such as concentration, fluid contamination, and extreme temperatures may affect these performance specification. Please consult Eaton catalog or Technical Support for proper application.

Chemical

Suction & Discharge

 Refer to warnings and safety information on pages M-1 – M-15.

Use of damaged hose or improper use may result in bodily injury or property damage. Please consult Eaton catalog or Technical Support for proper application.

H0615

Corrugated Green CROSS-LINKED™



Construction:

Tube: XLPE

Reinforcement: 2-ply fiber with helical wire

Cover: Corrugated EPDM

Operating Temperature:

-43°C to +66°C
(-45°F to +150°F)

Application:

- For transfer of acids, chemicals, solvents, and petroleum products
- Loading and unloading, pumping, suction, or gravity flow discharge

Markets:


- Chemical petroleum industry
- In-plant transfers
- Tank truck
- Paper/pulp industry
- Bulk hauling
- Oil and gas exploration

Type of Couplings:

- Cam and groove
- Combination nipple
- Male NPT

Contact coupling manufacturer for other coupling recommendations including proper metal selection (stainless, aluminum, brass etc.) and attachment procedure with crimp specifications.

# Part No.	Hose I.D.			Hose O.D.		Max Operating Pressure		Burst Pressure		Minimum Bend Radius		Vacuum		Weight		Length	
	DN	mm	in	mm	in	bar	psi	bar	psi	mm	in	kPa	in/Hg	kg/m	lbs/ft	mtr	ft
H061532-150	51	50,8	2.00	66,7	2.63	17,2	250	70	1000	152,4	7.00	94,8	28	1,68	1.13	45,7	150
H061548-150	80	76,2	3.00	92,1	3.63	12,1	175	48	700	304,8	12.00	94,8	28	2,44	1.64	45,7	150

 Elevated temperatures can change chemical resistance ratings. Please refer to the Chemical Compatibility information prior to use. Factors such as concentration, fluid contamination, and extreme temperatures may affect these performance specification. Please consult Eaton catalog or Technical Support for proper application.

H0378

Green CROSS-LINKED™



Construction:

Tube: XLPE

Reinforcement: 2-ply fiber with helical wire

Cover: EPDM

Operating Temperature:

-43°C to +66°C
(-45°F to +150°F)

Application:

- For transfer of acids, chemicals, solvents, and petroleum products
- Loading and unloading, pumping, suction, or gravity flow discharge

Markets:


- Chemical petroleum industry
- In-plant transfers
- Tank truck
- Paper/pulp industry
- Bulk hauling
- Oil and gas exploration

Type of Couplings:

- Cam and groove
- Combination nipple
- Male NPT


Contact coupling manufacturer for other coupling recommendations including proper metal selection (stainless, aluminum, brass etc.) and attachment procedure with crimp specifications.

# Part No.	Hose I.D.		Hose O.D.		Max Operating Pressure		Burst Pressure		Minimum Bend Radius		Vacuum		Weight		Length		
	DN	mm	in	mm	in	bar	psi	bar	psi	mm	in	kPa	in/Hg	kg/m	lbs/ft	mtr	ft
H037816-150	25	25,4	1.00	38,9	1.53	17,2	250	70,0	1000	127,0	5.00	94,8	28	1,07	0.72	45,7	150
H037820-150	31	31,8	1.25	47,6	1.87	17,2	250	70,0	1000	203,2	8.00	94,8	28	1,28	0.86	45,7	150
H037824-150	38	38,1	1.50	54,0	2.13	17,2	250	70,0	1000	203,2	8.00	94,8	28	1,32	0.89	45,7	150
H037832-150	51	50,8	2.00	66,7	2.63	17,2	250	70,0	1000	228,6	9.00	94,8	28	1,68	1.13	45,7	150
H037848-150	80	76,2	3.00	92,1	3.63	12,1	175	48,0	700	406,4	16.00	94,8	28	2,44	1.64	45,7	150
H037864-150	102	101,6	4.00	119,1	4.67	12,1	175	48,0	700	533,4	21.00	94,8	28	3,56	2.39	45,7	150

 Elevated temperatures can change chemical resistance ratings. Please refer to the Chemical Compatibility information prior to use. Factors such as concentration, fluid contamination, and extreme temperatures may affect these performance specification. Please consult Eaton catalog or Technical Support for proper application.

Chemical

Suction & Discharge

 Refer to warnings and safety information on pages M-1 – M-15.

Use of damaged hose or improper use may result in bodily injury or property damage. Please consult Eaton catalog or Technical Support for proper application.

H0345

TIGER™ Chemical Suction & Discharge



Construction:

Tube: EPDM

Reinforcement:

2-ply fiber with helical wire

Cover: EPDM

Operating Temperature:

-43°C to +82°C
(-45°F to +180°F)

Application:

- For transfer of acids, chemicals, solvents, and petroleum products
- Loading and unloading, pumping, suction, or gravity flow discharge

Markets:


- Chemical petroleum industry
- In-plant transfers
- Tank truck
- Paper/pulp industry
- Bulk hauling
- Oil and gas exploration

Type of Couplings:

- Cam and groove
- Combination nipple
- Male NPT

Contact coupling manufacturer for other coupling recommendations including proper metal selection (stainless, aluminum, brass etc.) and attachment procedure with crimp specifications.

# Part No.	Hose I.D.		Hose O.D.		Max Operating Pressure		Burst Pressure		Minimum Bend Radius		Vacuum		Weight		Length		
	DN	mm	in	mm	in	bar	psi	bar	psi	mm	in	kPa	in/Hg	kg/m	lbs/ft	mtr	ft
H034524-100	38	38,1	1.50	60,3	2.37	10,5	150	41	600	101,6	4.00	94,8	28	2,31	1.55	30,5	100
H034532-100	51	50,8	2.00	73,0	2.87	10,5	150	41	600	127,0	5.00	94,8	28	2,86	1.92	30,5	100
H034548-100	80	76,2	3.00	100,0	3.94	10,5	150	41	600	228,6	9.00	94,8	28	4,25	2.86	30,5	100
H034564-150	102	101,6	4.00	125,4	4.94	10,5	150	41	600	279,4	11.00	94,8	28	5,49	3.69	45,7	150
H034596-150	150	152,4	6.00	183,4	7.22	10,5	150	41	600	762,0	30.00	94,8	28	11,63	7.82	45,7	150

 Elevated temperatures can change chemical resistance ratings. Please refer to the Chemical Compatibility information prior to use. Factors such as concentration, fluid contamination, and extreme temperatures may affect these performance specification. Please consult Eaton catalog or Technical Support for proper application.

⚠ Refer to warnings and safety information on pages M-1 – M-15.

Use of damaged hose or improper use may result in bodily injury or property damage. Please consult Eaton catalog or Technical Support for proper application.

H9699

ALLEYCAT™ Hot Liquid



Construction:

Tube: EPDM

Reinforcement: 2-wire braid with anti-static wire

Cover: EPDM

Operating Temperature:

-40°C to +149°C
(-40°F to +300°F)

Application:

- For in-plant transfer of liquors and cleaning solutions

Markets:

- In-plant transfers
- Tank truck
- Paper/pulp industry

Type of Couplings:

- Cam and groove
- Combination nipple
- Male NPT


Contact coupling manufacturer for other coupling recommendations including proper metal selection (stainless, aluminum, brass etc.) and attachment procedure with crimp specifications.

# Part No.	Hose I.D.			Hose O.D.		Max Operating Pressure		Burst Pressure		Minimum Bend Radius		Weight		Length	
	DN	mm	in	mm	in	bar	psi	bar	psi	mm	in	kg/m	lbs/ft	mtr	ft
H969924	38	38,1	1.50	55,6	2.19	41,0	600	165	2400	203,2	8.00	2,23	1.50	15,2	50
H969924-150	38	38,1	1.50	55,6	2.19	41,0	600	165	2400	203,2	8.00	2,23	1.50	45,7	150
H969932	51	50,8	2.00	68,3	2.69	41,0	600	165	2400	406,4	16.00	2,63	1.77	15,2	50

⚠ Elevated temperatures can change chemical resistance ratings. Please refer to the Chemical Compatibility information prior to use. Factors such as concentration, fluid contamination, and extreme temperatures may affect these performance specification. Please consult Eaton catalog or Technical Support for proper application.

Chemical

Discharge

 Refer to warnings and safety information on pages M-1 – M-15.

Use of damaged hose or improper use may result in bodily injury or property damage. Please consult Eaton catalog or Technical Support for proper application.

H0346

LEOPARD™ Chemical Discharge



Construction:

Tube: EPDM

Reinforcement:
2-ply fiber

Cover: EPDM

Operating Temperature:

-43°C to +82°C
(-45°F to +180°F)

Application:

- For transfer of acids, chemicals, solvents, and petroleum products
- Loading and unloading, pumping, suction, or gravity flow discharge

Markets:


- Chemical petroleum industry
- In-plant transfers
- Tank truck
- Paper/pulp industry
- Bulk hauling
- Oil and gas exploration

Type of Couplings:

- Cam and groove
- Combination nipple
- Male NPT

Contact coupling manufacturer for other coupling recommendations including proper metal selection (stainless, aluminum, brass etc.) and attachment procedure with crimp specifications.

# Part No.	Hose I.D.			Hose O.D.		Max Operating Pressure		Burst Pressure		Minimum Bend Radius		Weight		Length	
	DN	mm	in	mm	in	bar	psi	bar	psi	mm	in	kg/m	lbs/ft	mtr	ft
H034624-100	38	38,1	1.50	57,4	2.26	10,5	150	41,0	600	152,4	6.00	1,79	1.20	30,5	100
H034632-100	51	50,8	2.00	69,9	2.75	10,5	150	41,0	600	228,6	9.00	2,23	1.50	30,5	100
H034648-100	80	76,2	3.00	98,0	3.86	7,0	100	28,0	400	508,0	20.00	3,12	2.10	30,5	100
H034664	102	101,6	4.00	123,4	4.86	7,0	100	28,0	400	762,0	30.00	3,87	2.60	15,2	50

 Elevated temperatures can change chemical resistance ratings. Please refer to the Chemical Compatibility information prior to use. Factors such as concentration, fluid contamination, and extreme temperatures may affect these performance specification. Please consult Eaton catalog or Technical Support for proper application.

H1941 & H1942 NYALL™ Hose



Construction:

Tube: Nylon

Reinforcement:

H1941 1-fiber braid
H1942 2-fiber braid

Cover: (BK) Neoprene
(RD) Vinyl Nitrile and
RMA Class B oil resistant

Operating Temperature:

-34°C to +71°C
(-30°F to +160°F)

Application:

- Spraying pesticides and fertilizers
- Paint spray







Markets:


- Agriculture

Type of Couplings:

- Barbed inserts


Contact coupling manufacturer for attachment procedure and other coupling recommendations

# Part No.	 Hose I.D.			 Hose O.D.		 Max Operating Pressure		 Burst Pressure		 Weight		 Length	
	DN	mm	in	mm	in	bar	psi	bar	psi	kg/m	lbs/ft	mtr	ft
H1941													
H194104BK-500R	6	6,4	0.25	12,7	0.50	35,0	500	138	2000	0,12	0.08	152,4	500
H194104RD-500R	6	6,4	0.25	12,7	0.50	35,0	500	138	2000	0,12	0.08	152,4	500
H194105BK-500R	8	7,9	0.31	14,3	0.56	35,0	500	138	2000	0,16	0.11	152,4	500
H194106BK-500R	10	9,7	0.38	17,5	0.69	35,0	500	138	2000	0,22	0.15	152,4	500
H194106RD-500R	10	9,7	0.38	17,5	0.69	35,0	500	138	2000	0,22	0.15	152,4	500
H194108RD-500R	12	12,7	0.50	19,9	0.78	35,0	500	138	2000	0,22	0.15	152,4	500
H1942													
H194208BK-500R	12	12,7	0.50	22,2	0.88	52,0	750	207	3000	0,31	0.21	152,4	500
H194208RD-500R	12	12,7	0.50	22,2	0.88	52,0	750	207	3000	0,31	0.21	152,4	500
H194212RD-500R	19	19,0	0.75	30,2	1.19	52,0	750	207	3000	0,59	0.40	152,4	500
H194216RD-300R	25	25,4	1.00	38,1	1.50	35,0	500	138	2000	0,83	0.56	91,4	300

 Elevated temperatures can change chemical resistance ratings. Please refer to the Chemical Compatibility information prior to use. Factors such as concentration, fluid contamination, and extreme temperatures may affect these performance specification. Please consult Eaton catalog or Technical Support for proper application.

Chemical

Specialty

 Refer to warnings and safety information on pages M-1 – M-15.

Use of damaged hose or improper use may result in bodily injury or property damage. Please consult Eaton catalog or Technical Support for proper application.

H1561

CHEMFORCE™



Construction:

Tube: PVC / Polyurethane blend

Reinforcement: 4-spiral fiber

Cover: PVC

Operating Temperature:

-9°C to +71°C
(+15°F to +160°F)

Application:

- Spraying pesticides and fertilizers
- Paint spray

Markets:

- Agriculture


Type of Couplings:

- Barbed inserts

Contact coupling manufacturer for attachment procedure and other coupling recommendations

# Part No.	Hose I.D.			Hose O.D.		Max Operating Pressure		Burst Pressure		Weight		Length	
	DN	mm	in	mm	in	bar	psi	bar	psi	kg/m	lbs/ft	mtr	ft
H156106-300R	10	9,7	0.38	16,5	0.65	41,0	600	165	2400	0,20	0.13	91,4	300
H156108-300R	12	12,7	0.50	21,3	0.84	41,0	600	165	2400	0,27	0.17	91,4	300
H156112-300R	19	19,0	0.75	29,0	1.14	41,0	600	165	2400	0,53	0.35	91,4	300

*Additional pressures and colors available on a MTO basis

 Elevated temperatures can change chemical resistance ratings. Please refer to the Chemical Compatibility information prior to use. Factors such as concentration, fluid contamination, and extreme temperatures may affect these performance specification. Please consult Eaton catalog or Technical Support for proper application.