

**Model: [57](#)
7 FRAME PLUNGER PUMP**



Specs

Max Flow:	4.5 gpm
Min Pressure:	100 psi
Max Pressure:	4000 psi
Inlet Port Size:	0.5
Discharge Port Size:	0.37
RPM:	1285
Drive Type(s):	Belt
Material:	Brass (BB)






Description:

This is a triplex [three plunger rods] positive displacement, reciprocating, plunger pump, constructed of a unchromed forged brass manifold, 304SS valve assemblies, solid ceramic plungers and standard NBR [Buna-N] seals and o-rings.

Datasheet: [56-57-59-60 Data Sheet](#)

Service Manual: [5-15 Frame Plunger Service Manual](#)

Accessories:

Oil		
	6107	Crankcase Oil
Regulator		
	7014	Pressure Regulator
Pressure Gauge		
	6089	Pressure Gauge
Pulsation Dampener		
	6011	Pmmr-O-Lator-Rechg-NBR
Captive Acceleration Tube		
	711500	Captive Acceleration Tube
Inlet Filter		



[7104.4](#)

Inlet Filter

Flexible Inlet Hose



[990840](#)

Flexible Inlet Hose

Flexible Discharge Hose



[990857](#)

Flexible Discharge Hose

Other



[34334](#)

Oil Drain Kit